



Chelmsford School Department School Committee

Notice of Public Meeting

Email Posting to townclerk@townofchelmsford.us Thank you.

Filed with Town Clerk:

As required by G.L. c. 30 A, §18-25

DATE: Tuesday February 8, 2022 TIME: 6:00 p.m. ROOM: Conf. Room 1

PLACE: CPS Central Administration Office ADDRESS: 230 North Road

The Chelmsford School Committee (CSC) intends to conduct an in-person meeting on the date and time specified. In-person public participation will be **scheduled** to provide social distancing of community members in accordance with the CSC In-Person Public Participation Guidelines. The meeting will be live-streamed by Chelmsford Telemedia for interested community members to access and watch. Interested community members may e-mail Superintendent of Schools, Dr. Jay Lang, at langj@chelmsford.k12.ma.us prior to 4:00 p.m. on Monday February 7, 2022 to be scheduled to provide in-person input under the public participation portion(s) of the agenda.

CALL TO ORDER

PLEDGE OF ALLEGIANCE

CHAIR OPENING STATEMENT

CONSENT AGENDA

CHS STUDENT REPRESENTATIVE ANNOUNCEMENTS

GOOD NEWS

PUBLIC COMMENTS: The School Committee will hear from members of the public on items listed under New Business on the posted agenda.

NEW BUSINESS

1. Presentation: Social Emotional Learning and Student Mental Health Update
2. Questions/requests for additional information on Superintendent's Recommended FY2023 Budget
3. Update on COVID-19 Pool Testing, At-Home Rapid Antigen Testing, and Student Vaccination Status
4. Spring 2022 MCAS Schedule

REPORTS

1. Liaison Reports

ACTION/NEW ITEMS

1. Request for Reports & Updates

PUBLIC COMMENTS:

The School Committee will hear from members of the public on general matters of education interest.

ADJOURNMENT

CHELMSFORD PUBLIC SCHOOLS

Jay Lang, Ed.D., Superintendent

Memorandum


To: Members of the School Committee

From: Jay Lang, Ed.D., Superintendent of Schools

Date: February 6, 2022

Re: Social Emotional Learning and Student Mental Health Update

Attached please find a PowerPoint presentation provided by Ms. Shannon Bischoff, Coordinator of Social Emotional Learning & Counseling Services, and Ms. Katie Simes, Coordinator of Health & Physical Education. We will be reviewing the presentation and discussing the work that is ongoing in the district with respect to this subject area at the regular school committee meeting on Tuesday February 8, 2022.



Social Emotional
Learning & Student
Mental Health Update

February 8, 2022

Presented by:
Katie Simes and Shannon Bischoff

Topics

- **Supporting Students and Staff Returning to Full In-Person Learning**
- **District Staffing: Counseling and Psychology**
- **Youth Risk Behavior Survey**
 - **Grades 6-12**
 - **Mental Health Data**
- **Social-Emotional Updates by Level**
- **Action Steps - Future Planning**

Social Emotional Needs Returning to Full In-Person Learning

- The Pandemic has impacted mental health, social emotional development & well being of students
- It is important to acknowledge & recognize the Pandemic has disproportionately impacted vulnerable populations
- The current rise in Mental Health needs is stressing community mental health resources & the healthcare system
- “Recent studies show the pandemic exacerbated an already growing crisis in youth mental health” (NPR January 7, 2022)

District Counseling & Psychology Staffing

CHIPS

.5 Social Worker

Elementary

- 1 School Counselor
- 1 Clinical Psychologist

Middle School

Parker

3 Counselors

(2 School Counselors/1 Social Worker)

1.5 Clinical Psychologists

McCarthy

3 School Counselors

1.5 Clinical Psychologists

High School

6 School Counselors

3 Clinical Psychologists

STEP Program

1 Clinical Counselor

5 Psychology Interns: Center, South Row, Parker, McCarthy & CHS

Youth Risk Behavior Data Overview

- Online
- The data breakdown: by gender and by grade level
- Risky behaviors (i.e., drinking alcohol, vaping, marijuana use) were overall significantly reduced from previous years:
 - Alcohol consumption in past 30 days - (21.4% 2022; 31% 2020)
 - Binge Drinking - (10.5% 2022; 16.8% 2020)
 - Marijuana, lifetime usage - (17.6% 2022; 31.6% 2020)
 - Driving in a car with someone who has been drinking - (9.6% 2022; 15.3% 2020)
 - Sexual Intercourse - (19% 2022; 27.6% 2020)
 - Vaping, lifetime usage - (17.6% 2022; 37.8% 2020)
- Mental Health concerns stagnant in some areas and have had a slight increase in other areas
- Mental Health Data Summary

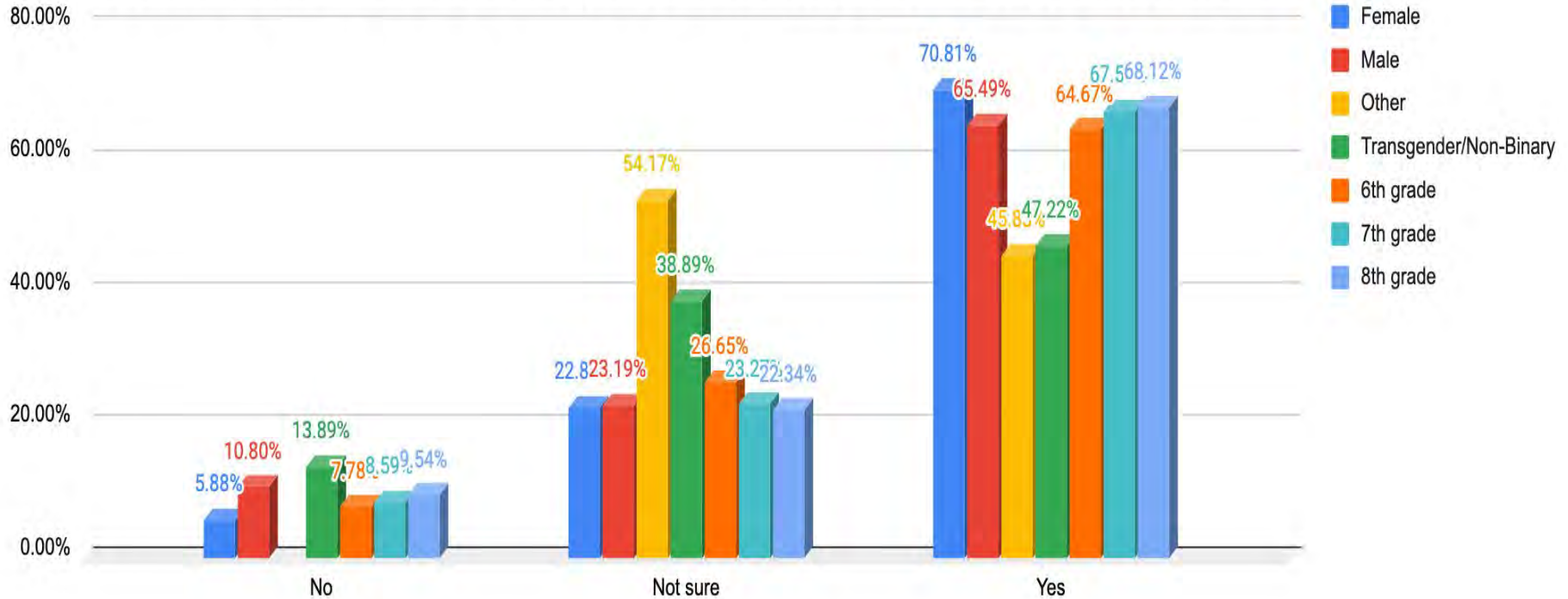
Middle School Summary

- 91% of 6th, 7th, and 8th grade students took this survey for a total of 1,067 participants
- One of the questions asked about how students identify, which is important to note when looking at this data:
 - **41.5% (442) of students selected “female”**
 - **53.1% (565) of students selected “male”**
 - **0.3% (3) of students selected “female transgender” (0.1% 2020)**
 - **0.9% (10) of students selected “male transgender” (0.6% 2020)**
 - **2.2% (23) students selected “non-binary” (0.4% 2020)**
 - **2.1% (22) students selected “other” (0.9% 2020)**
- Therefore, when reading through the data; is important to keep in mind the “other” category is a representation of **22 students** and the transgender/non-binary category is a representation of **36 students**.

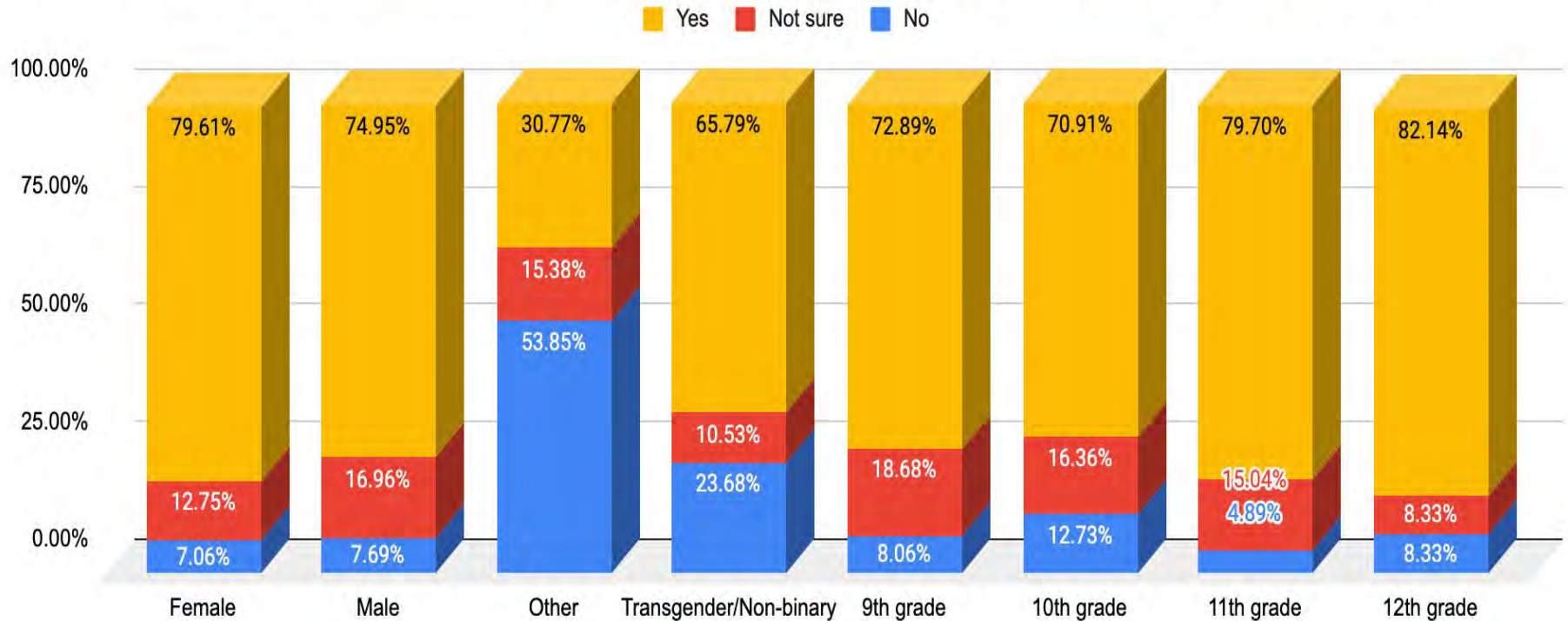
High School Summary

- 80% of 9th, 10th, 11th, and 12th grade students took this survey for a total of 1,072 participants
- One of the questions asked about how students identify, which is important to note when looking at this data:
 - **47.8% (510) of students selected “female”**
 - **47.5% (507) of students selected “male”**
 - **0.6% (6) of students selected “female transgender” (0.2% in 2020)**
 - **0.7% (8) of students selected “male transgender” (0.9% in 2020)**
 - **2.2% (24) students selected “non-binary” (1.5% in 2020)**
 - **1.2% (13) students selected “other” (0.5% in 2020)**
- Therefore, when reading through the data; is important to keep in mind the “other” category is a representation of **13** students and the transgender/non-binary category is a representation of **38** students.

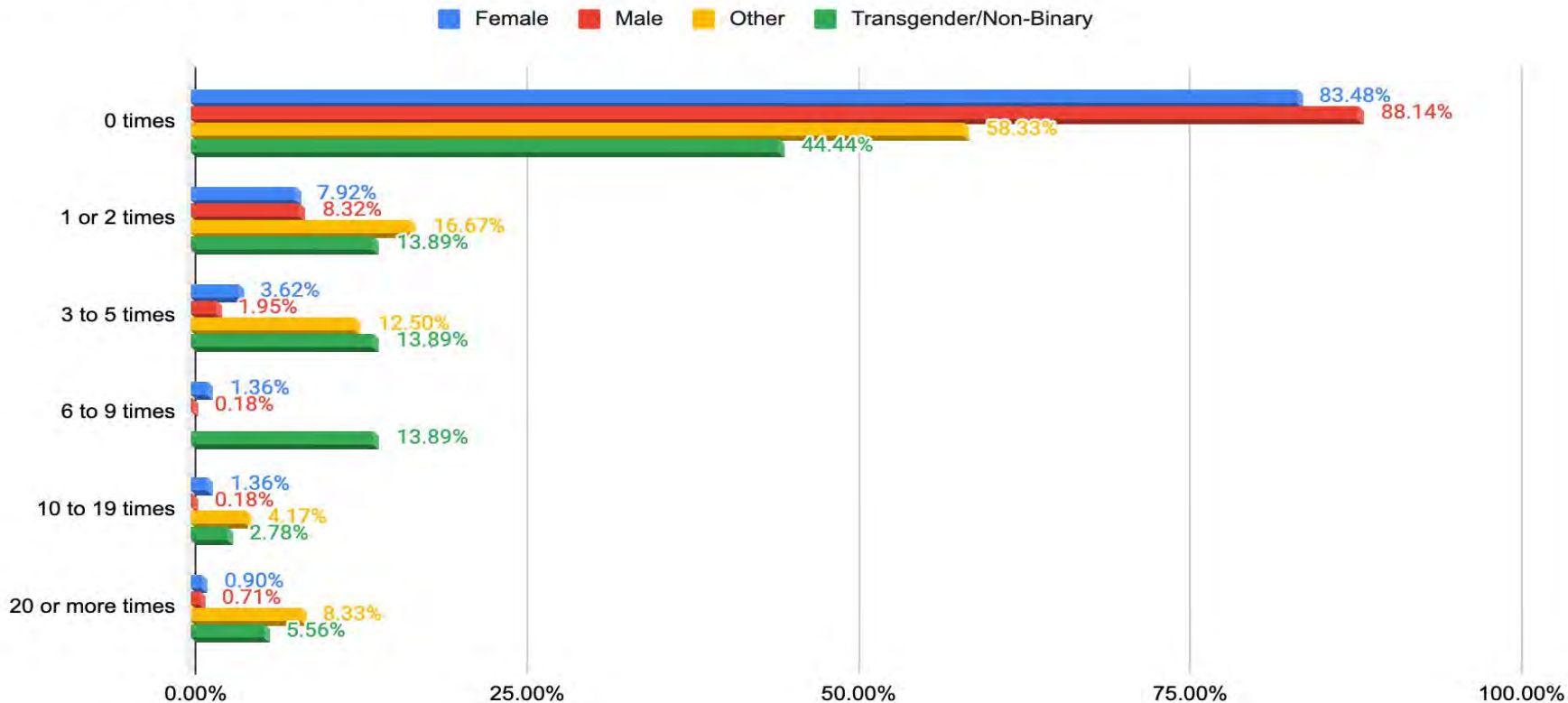
Is there at least one teacher or other adult in this school that you can talk to if you have a problem?



Is there at least one teacher or other adult in this school that you can talk to if you have a problem?

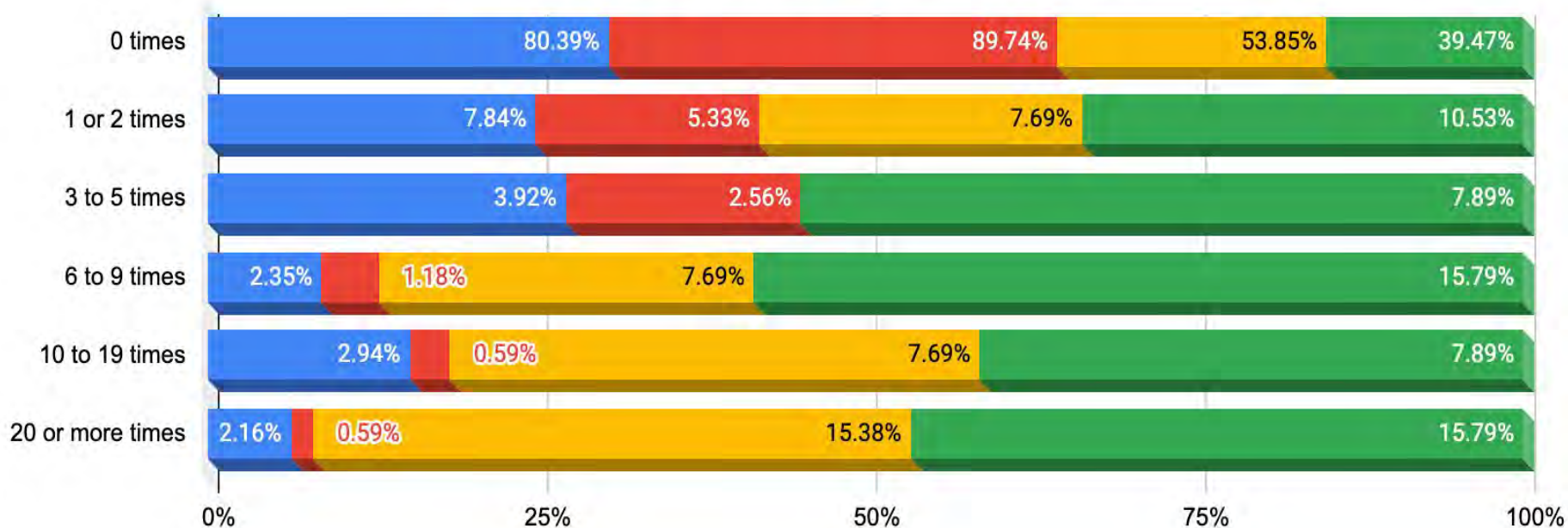


During the past 12 months, how many times did you hurt or injure yourself ON PURPOSE?
(For example, by cutting, burning, or bruising yourself on purpose.)

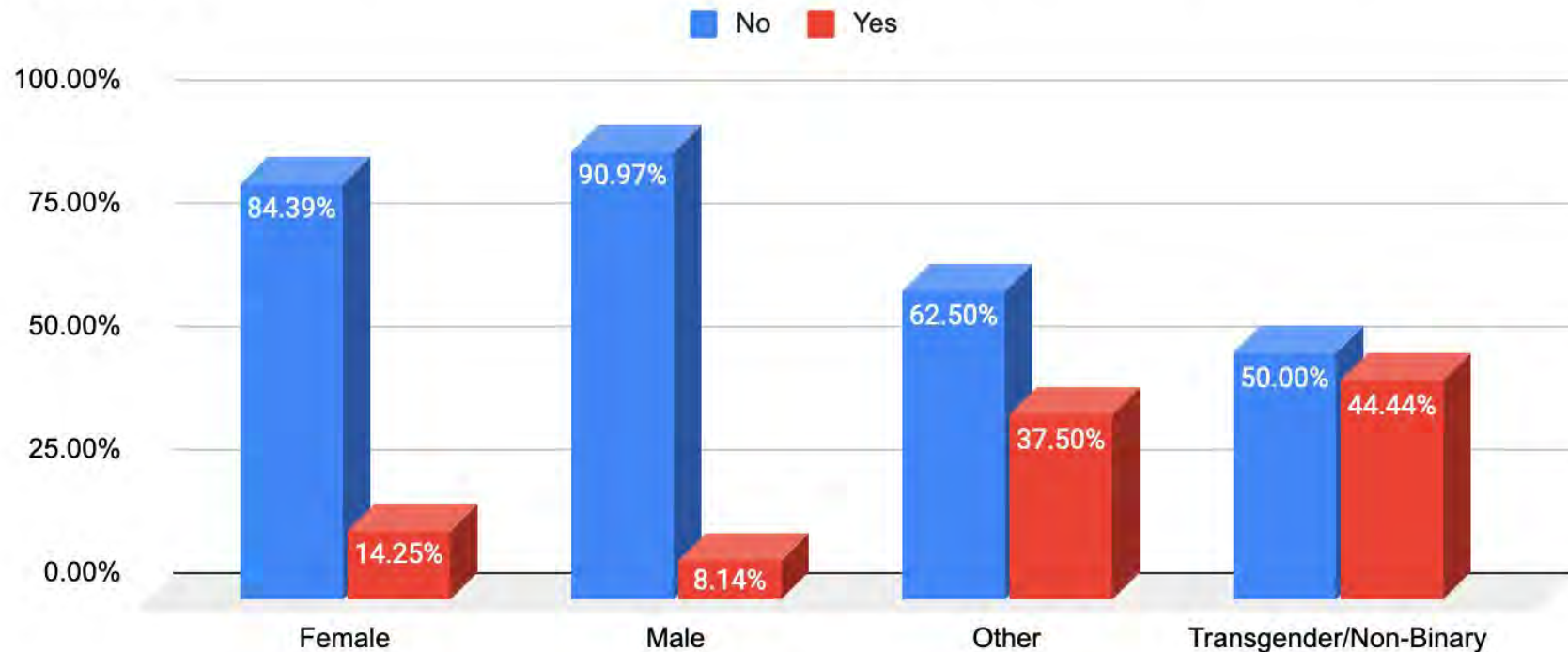


During the past 12 months, how many times did you do something to purposely hurt or injure yourself without wanting to die, such as cutting or burning yourself on purpose?

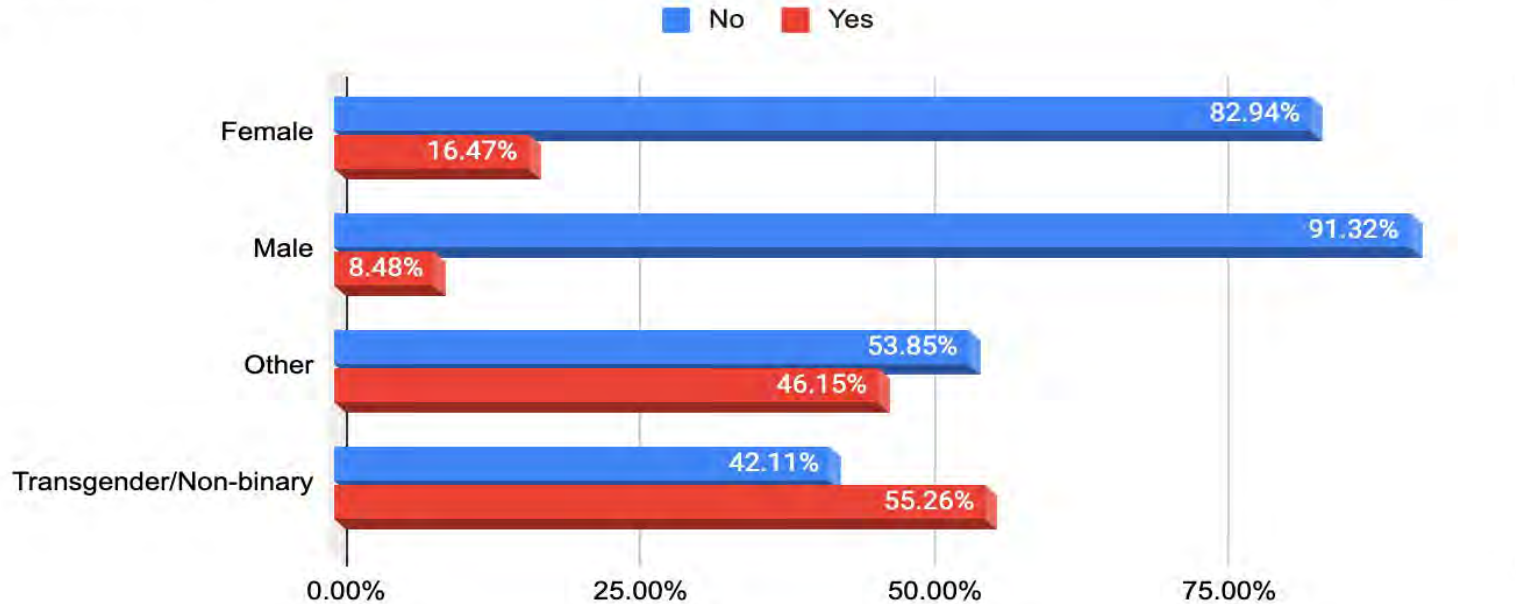
Female Male Other Transgender/Non-binary



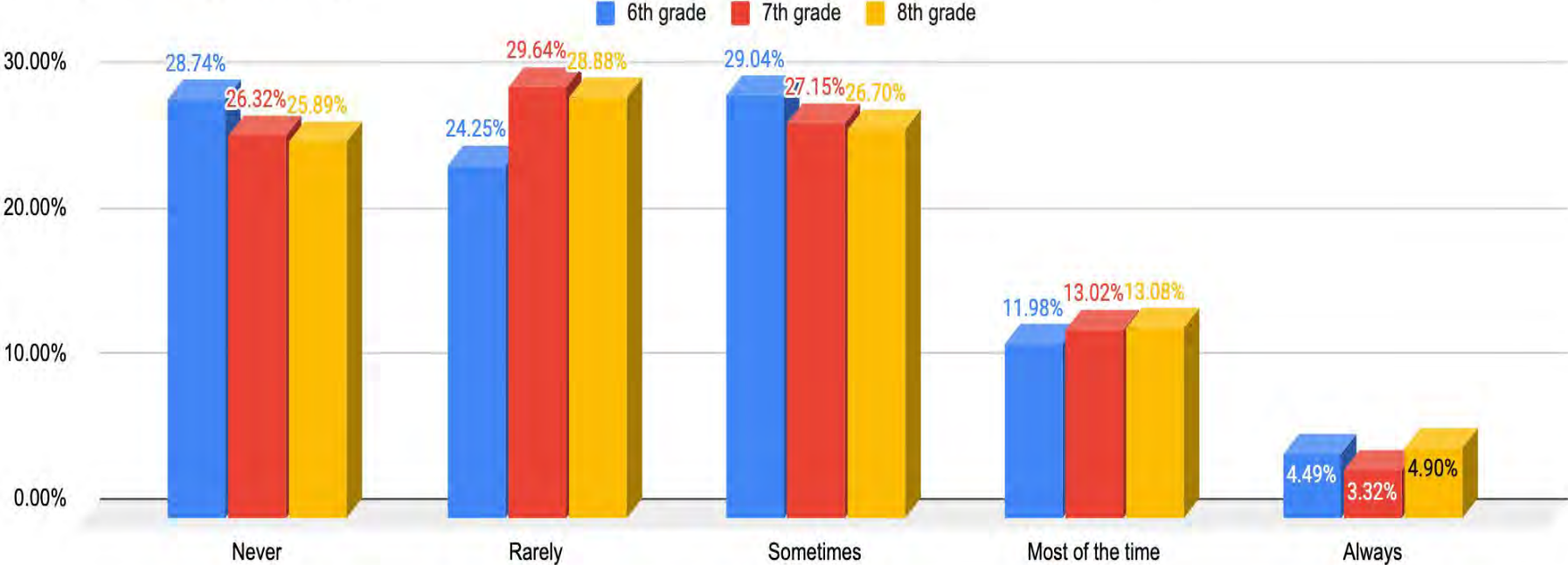
During the past 12 months, have you **SERIOUSLY** thought about killing yourself?



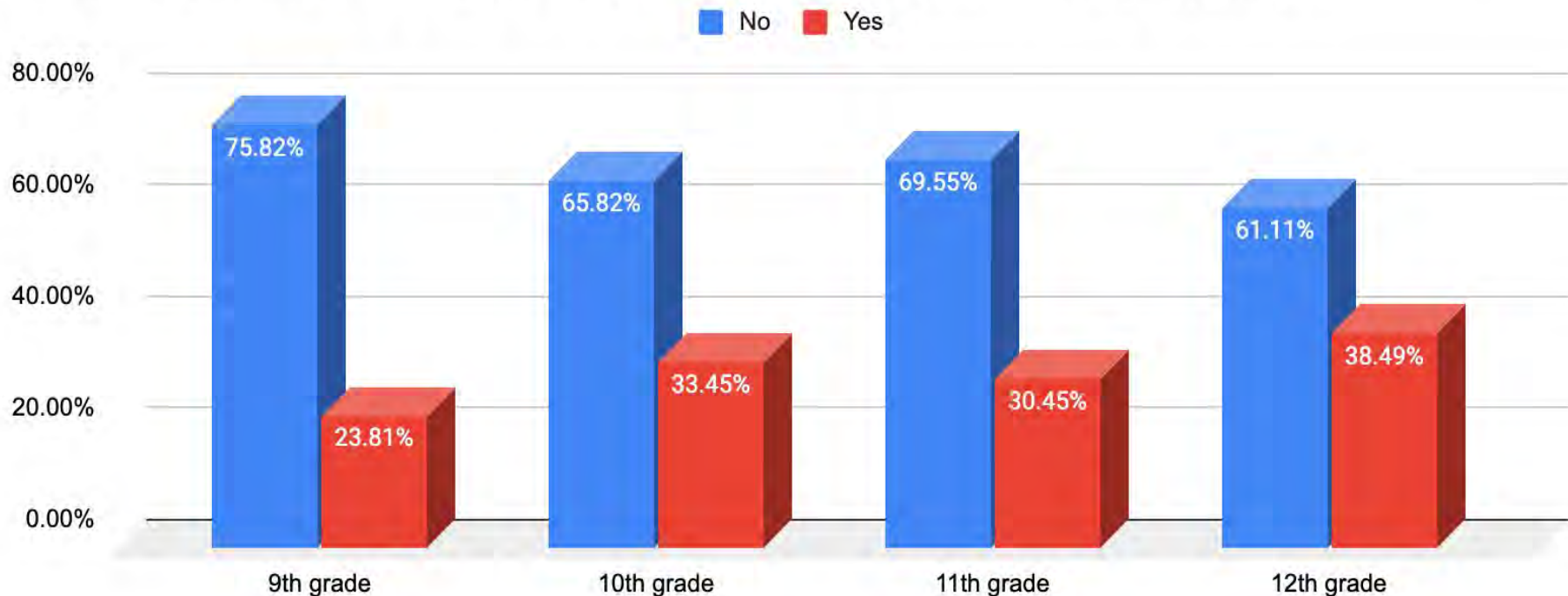
During the past 12 months, did you ever seriously consider attempting suicide?



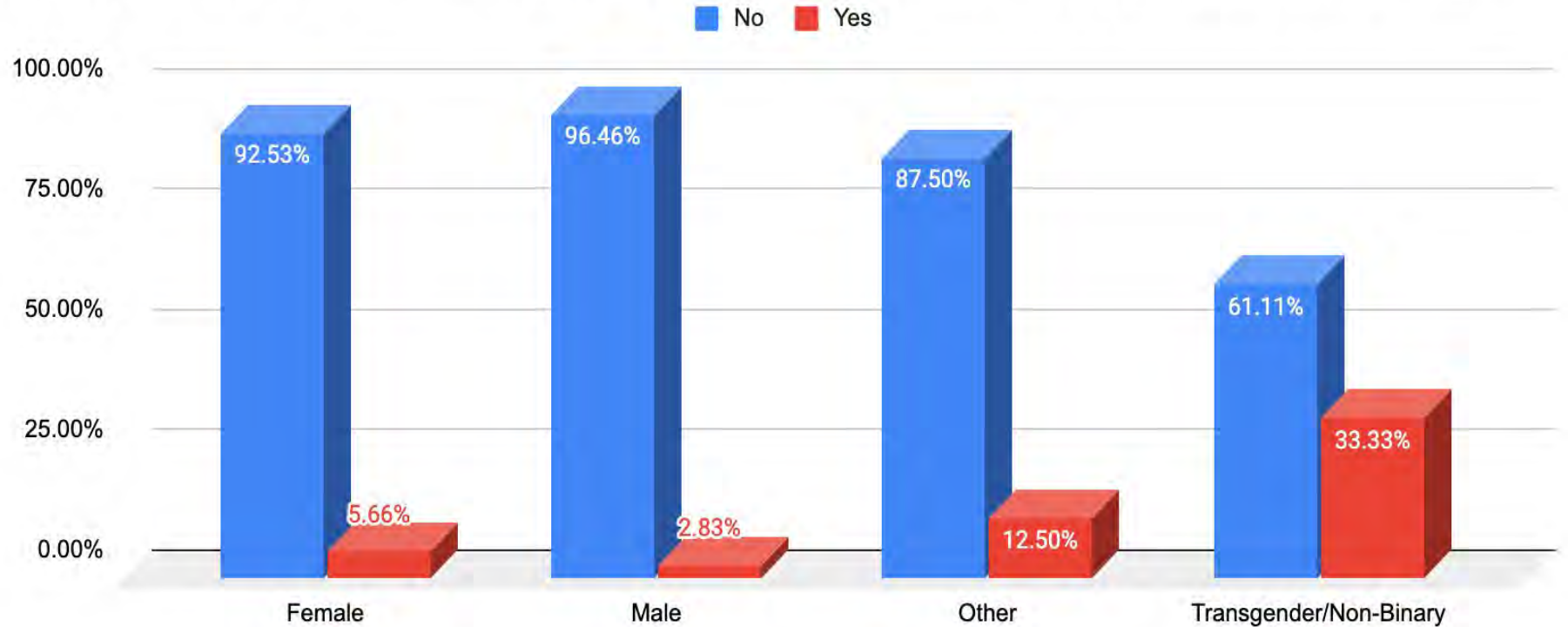
During the past 30 days, how often was your mental health not good? (Poor mental health includes stress, anxiety, and depression.)



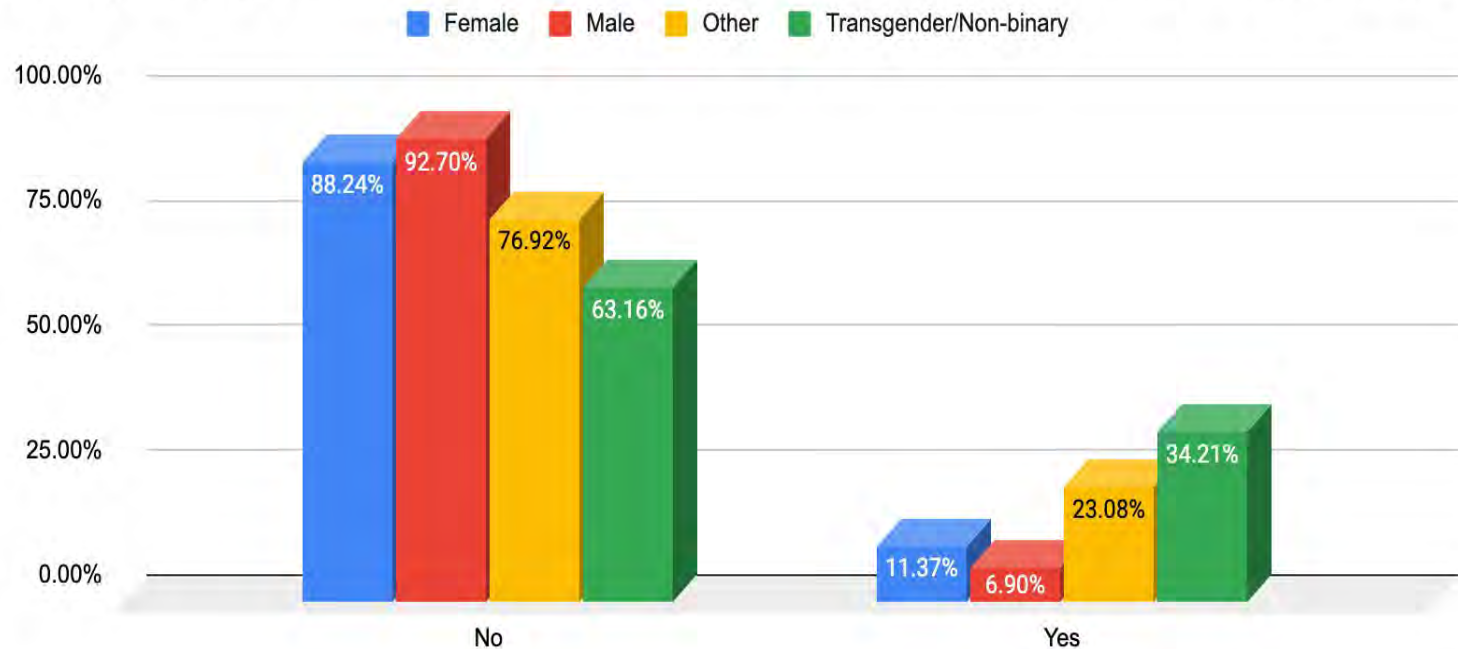
During the past 12 months, did you ever feel so sad or hopeless almost every day for two weeks or more in a row that you stopped doing some usual activities?



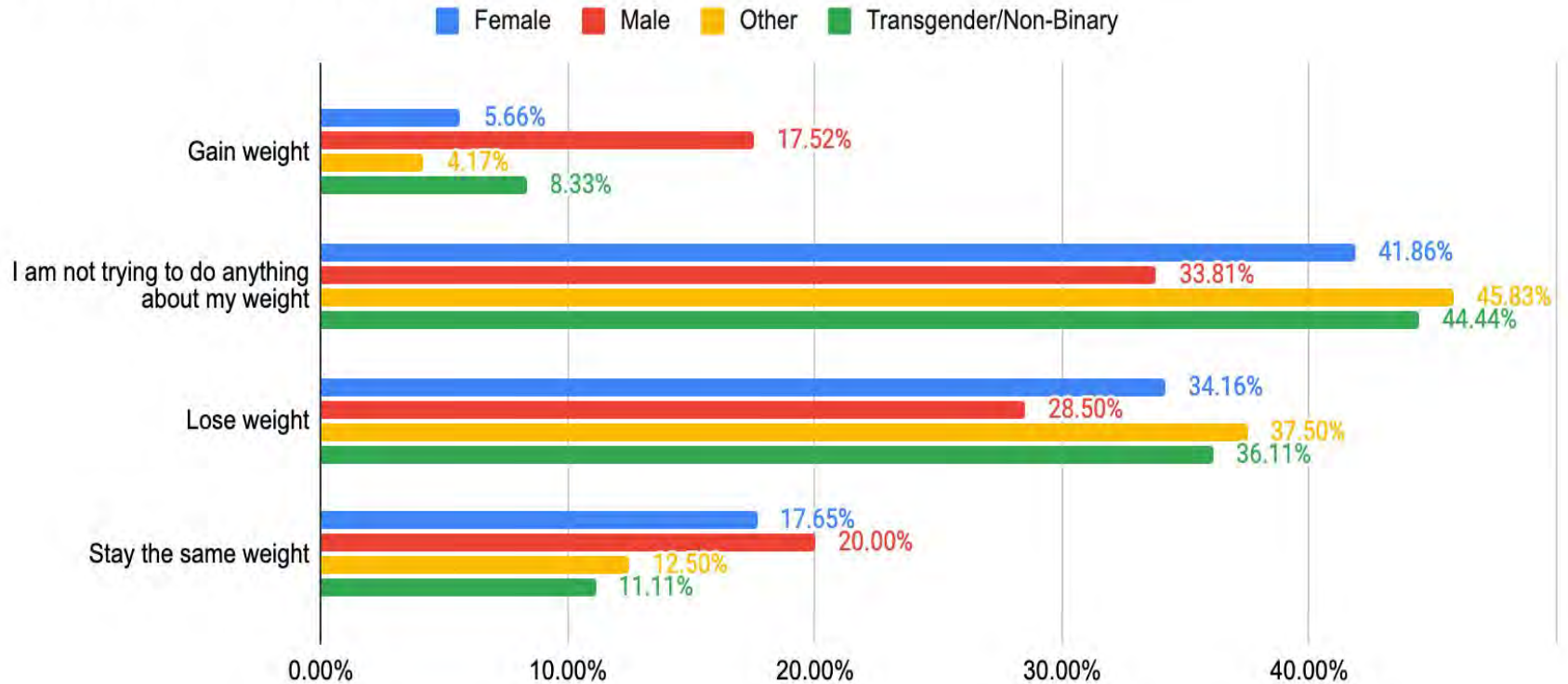
During the past 12 months, have you made a PLAN about how you would kill yourself?



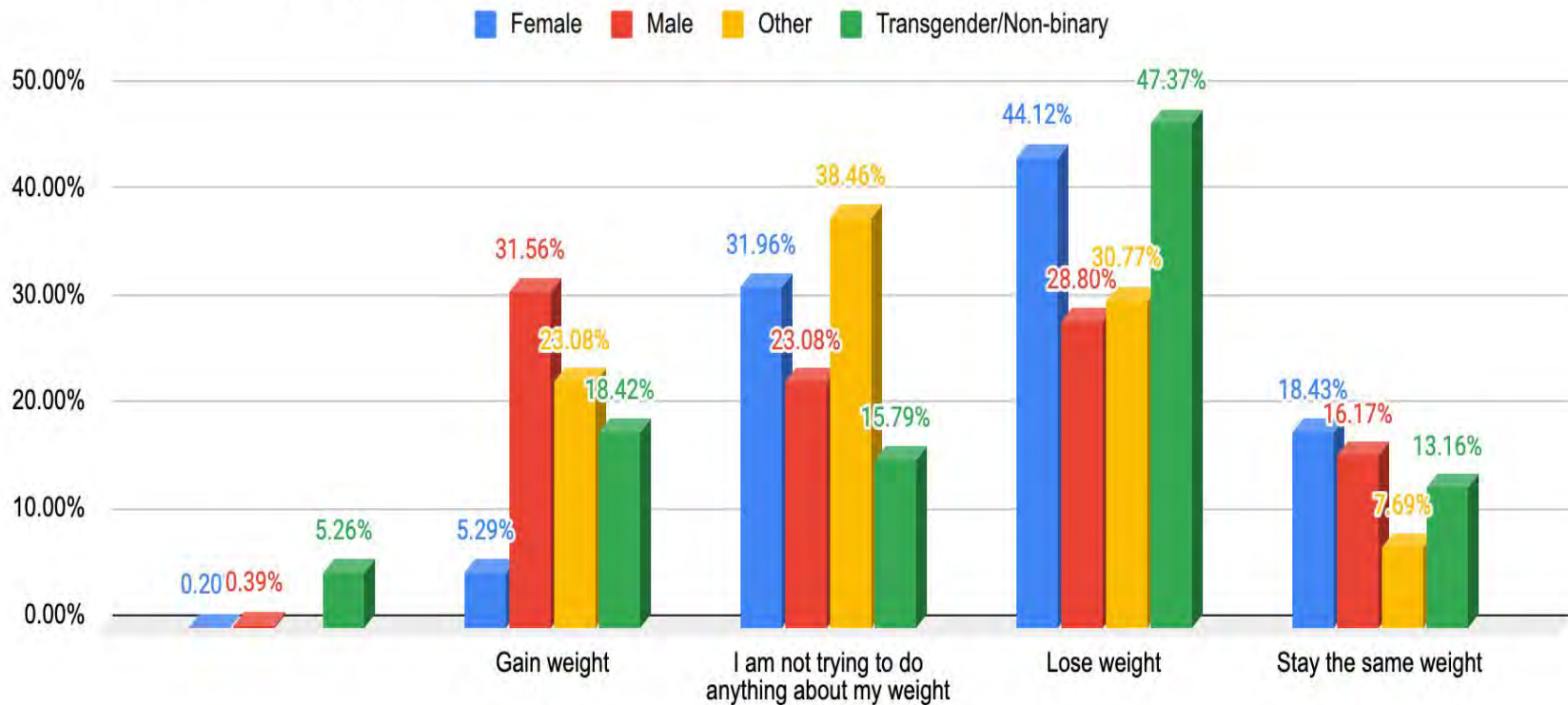
During the past 12 months, did you make a plan about how you would attempt suicide?



Which of the following are you trying to do about your weight?



Which of the following are you trying to do about your weight?



Summary

- *Overall numbers of students seeking mental health and counseling support in schools has increased*
- *Community supports are difficult to access and have longer waiting lists*
- *Our counselors are responding to a greater volume of students with greater needs*
- *Work to increase tools and SEL Resources for counselors within the district*
- *We will continue to sustain partnerships with community resources*
- *Continue to partner with families to support a community response to removing obstacles to learning and social-emotional well-being*
- *Continue to support students and staff to build relationships, connections, and a sense of community so that every student can reach their potential*

Social Emotional Learning Updates by Level

CHIPS

- Teaching Pyramid Observation Tool

Elementary:

- Tier 1 and 2 teams
- MTSS Facilitators
- Respond to Behavioral Data
- Second Step SEL Digital Curriculum (Fall 2021)

Middle School

- Tier 1 and 2 teams
- MTSS Facilitators
- Respond to Behavioral Data
- Second Step SEL Curriculum - (Fall 2021)
- Mental Health Awareness and Suicide Prevention Programming

High School

- Tiered Response
- MTSS Facilitators
- Character Strong (December 2021)
- Breaking Free From Depression & Mental Health Awareness
- 1 Credit Course through MCC & Programs to Promote Resiliency, Future Planning (Pride/Plus)

Multi-Tiered Systems of Support (MTSS) - District Level

- Katie Simes & Shannon Bischoff Co-Chair
- Meets 4 to 5 times per year
- One or more representative from each school
- Representation from Central Office
- Social-Emotional Learning Indicator System (SELIS) Grant
- Therapy Dog visits to all Schools
- Diversity Equity and Inclusion (DEI) - All Levels, clubs at the middle and high school level
- Mindfulness Fair (High School)
- Professional Development Targeting on Trauma Informed Practices, Resiliency, DEI, LGBTQ & Social-Emotional Learning (UMASS Child Trauma Center, Charlie Appelstein, Chris Willard, Character Strong)

Future Planning - Responding to Social-Emotional Needs

- STEP Program
- Group Mental Health Training
- Respond and address impact of vulnerable populations
- SEL Job Alike Resources State-Wide
- Research Apps (HS)
- Continue w/Therapy Dogs
- Update/Build District Website with community resources and information for families
- Investigating additional resources to facilitate referrals (Care Solace)
- Ivy Watts (educator/mental health awareness)
- K-12 SEL Curriculum
- Continue work in Tiered teams
- Mental Health Awareness and Suicide Prevention
- Assess Mental Health Staffing at all Levels
- Trauma Informed Training for MS/HS Counselors

Articles

["Protecting Youth Mental Health, the US Surgeon General's Advisory 2021"](#)

["Kids are Back In School & Struggling with Mental Health Issues"](#)



Thank You!

COVID-19 Pool Testing, At-Home Rapid Antigen Testing, and Student Vaccination Status

Chelmsford Public Schools

February 8, 2022

Massachusetts COVID-19 Vaccination Data

Date Published: Thursday February 3, 2022					
Town of Chelmsford					
Age Group	Population	Individuals with at least one dose	Individuals with at least one dose per capita	Fully Vaccinated	Fully Vaccinated individuals per capita
5 - 11 Years	2,775	1,903	69%	1,636	59%
12 - 15 Years	1,812	1,567	86%	1,417	78%
16 - 19 Years	1,721	1,600	93%	1,504	87%

School Level Student Vaccination Status

Chelmsford Public Schools			
School Level Vaccination Data			
	Enrollment	Fully Vaccinated	% of School
Chelmsford High School	1343	1153	86%
McCarthy Middle School	837	523	62%
Parker Middle School	724	450	62%
Byam Elementary School	514	295	57%
Center Elementary School	502	315	63%
Harrington Elementary School	470	248	53%
South Row Elementary School	449	240	53%

Pool Testing Participation – School Level

Chelmsford Public Schools			
School Level Data - Participation in Pool Testing			
	Enrollment		Individuals enrolled in Pool Testing
			% of School
Chelmsford High School	1,343		278
			21%
McCarthy Middle School	837		319
			38%
Parker Middle School	724		252
			35%
Byam Elementary School	514		196
			38%
Center Elementary School	502		268
			53%
Harrington Elementary School	470		197
			42%
South Row Elementary School	449		241
			54%
Consents Provided as of 2.4.2022:			1,751

Chelmsford Public Schools COVID-19 Pool Testing Results

Test Week	Week Beginning	Total Tests Administered	# Tests Positive	# Tests Negative	% Positivity
1	9.27.2021	1,011	1	1,010	0.10%
2	10.4.2021	1,166	2	1,164	0.17%
3	10.11.2021	1,175	1	1,174	0.09%
4	10.18.2021	1,248	0	1,248	0.00%
5	10.25.2021	1,294	3	1,291	0.23%
6	11.1.2021	1,280	4	1,276	0.31%
7	11.8.2021	1,303	6	1,297	0.46%
8	11.15.2021	1,252	1	1,251	0.08%
9	11.29.2021	1,285	1	1,284	0.08%
10	12.6.2021	1,330	5	1,325	0.38%
11	12.13.2021	1,274	2	1,272	0.16%
12	12.20.2021	1,285	6	1,279	0.47%
13	1.3.2022	1,221	39	1,182	3.19%
14	1.10.2022	1,192	26	1,166	2.18%
15	1.18.2022	1,182	21	1,161	1.78%
16	1.24.2022	1,189	17	1,172	1.43%
17	1.31.2022	1,187	6	1,181	0.51%
TOTALS:		20,874	141	20,733	0.68%

Chelmsford Public Schools Test & Stay Results - Districtwide

Month	Total Tests Administered	# Tests Positive	# Tests Negative	% Positivity
September	709	12	697	1.69%
October	682	1	681	0.15%
November	1,411	15	1,396	1.06%
December	1,869	9	1,860	0.48%
January	1,614	18	1,596	1.12%

Chelmsford Public Schools

Test & Stay Results – January 2022

December	Total Tests Administered	# Tests Positive	# Tests Negative	% Positivity
CHS	121	0	121	0.00%
McCarthy	375	3	372	0.80%
Parker	207	1	206	0.48%
Byam	86	1	85	1.16%
Center	232	4	228	1.72%
Harrington	338	7	331	2.07%
South Row	241	2	239	0.83%
CHIPs/Comm Ed	14	0	14	0.00%
TOTAL:	1,614	18	1,596	1.12%

Chelmsford Public Schools

At-Home Rapid Antigen Testing Participation

School / Location	Students	Staff	Total Registrations (2.4.2022)
Byam Elementary School	252	62	314
Center Elementary School	242	66	308
Harrington Elementary School	212	67	279
South Row Elementary School	218	60	278
McCarthy Middle School	338	97	435
Parker Middle School	298	85	383
Chelmsford High School	403	143	546
Westlands School	123	51	174
Central Administration Office		17	17
	TOTAL:		2,734

Chelmsford Public Schools Weekly COVID-19 Dashboard

Positive COVID-19 Cases in Chelmsford Public Schools

The data in the table below represents the number of positive COVID-19 cases involving students and staff in the Chelmsford Public Schools during the reporting period specified.

Please note the following definitions:

1. Reported positive cases for students: Number of reported positive cases for students who are enrolled in the school.
2. Reported positive cases for staff: Number of reported positive cases for district staff members employed by the school district.

A weekly report will be posted each Friday.

School	Number of STUDENTS with confirmed positive cases from 1/27 to 2/2	Number of district STAFF with confirmed positive cases from 1/27 to 2/2
CHIPs Integrated Pre-School	1	1
Lions Pride Pre-School	1	1
Byam Elementary School	5	0
Center Elementary School	5	3
Harrington Elementary School	10	3
South Row Elementary School	9	2
McCarthy Middle School	9	0
Parker Middle School	5	1
Chelmsford High School	13	4

Other Matters:

- The current indoor mask mandate was extended until February 28, 2022.
 - Will the indoor mask mandate be extended beyond February 28, 2022?
 - Awaiting information from the MA Department of Elementary and Secondary Education on decision and guidance for local school districts.



CHELMSFORD PUBLIC SCHOOLS

Dr. Linda Hirsch, Assistant Superintendent

MEMORANDUM

To: Dr. Jay Lang, Superintendent
 Members of the Chelmsford School Committee

From: Dr. Linda Hirsch, Assistant Superintendent *Linda Hirsch*

Date: February 8, 2022

RE: 2022 Student Testing Update

This spring, students in grades 3-8 and high school will participate in MCAS testing in ELA, mathematics, and science, technology, and engineering (STE). Last year, the Department of Elementary and Secondary Education (DESE) provided both a truncated version of MCAS testing for diagnostic purposes only with only one session in ELA and mathematics, and STE, as well as modified [competency determination \(CD\)](#) for the graduating classes of 2021, 2022, and 2023. This year, testing sessions will return to the original schedule of two sessions for each content area starting in March for all students in grades 3-8 and 10 (to include grade 9 students taking biology this year). Current seniors (class of 2022) were provided with a CD waiver due to the pandemic and its effect on teaching and learning, which allowed for students to meet their CD requirement by passing their current courses in ELA, mathematics, and STE. The current juniors (class of 2023) participated in the truncated version of MCAS last spring in ELA and mathematics to meet their CD requirement and continue to be covered under the testing waiver process for STE as their CD requirement. Any junior or senior students that fell under the CD waiver process and desired to take MCAS to qualify for the Adams Scholarship were tested this past November to be considered. Additionally, students taking content tests to qualify for the [Seal of Biliteracy](#), will use the CD waiver process in 2022 and 2023 to meet their proficiency level in ELA.

ACCESS testing for our English language learners began this January and is anticipated to be completed prior to February vacation. All ACCESS testing must be completed by March 4, 2022.

Below is the [testing windows](#) for grades 3-8 and [testing days](#) for the high school in ELA, mathematics, and STE.

- **Spring 2022 MCAS Tests for Grades 3–8 in ELA, Mathematics, and STE**

<i>Test Administration</i>	ELA testing window	March 28–April 29 (Note that ELA will be administered earlier than Mathematics and STE.) ¹
	Mathematics testing window	April 25–May 27 ¹⁴
	STE testing window (grades 5 and 8)	April 26–May 27 ¹⁴





CHELMSFORD PUBLIC SCHOOLS

Dr. Linda Hirsch, Assistant Superintendent

- **Spring 2022 MCAS Grade 10 ELA Test**

ELA Session 1	March 22
ELA Session 2	March 23

- **Spring 2022 MCAS Grade 10 Mathematics Test**

Mathematics Session 1	May 17
Mathematics Session 2	May 18

- **Spring 2022 MCAS High School STE Tests**

Session 1	June 7
Session 2	June 8

