



Chelmsford School Department School Committee

Notice of Public Meeting

Email Posting to townclerk@townofchelmsford.us Thank you.

As required by G.L. c. 30 A, §18-25

Filed with Town Clerk:

DATE: Tuesday January 5, 2021 TIME: 6:00 p.m. ROOM: Conf. Room 1

PLACE: CPS Central Administration Office ADDRESS: 230 North Road

The Chelmsford School Committee intends to conduct an in-person meeting on the date and time specified, however all public participation will take place remotely, not in-person. The meeting is not open to the public for in-person participation. The meeting will be live-streamed by Chelmsford Telemedia for interested community members to access and watch. Interested community members may e-mail Superintendent of Schools, Dr. Jay Lang, at langj@chelmsford.k12.ma.us prior to 5:00 p.m. on Tuesday January 5, 2021 to be recognized to provide remote public input under the public participation portion(s) of the agenda via a GoToMeeting link that will be provided.

CALL TO ORDER

PLEDGE OF ALLEGIANCE

CHAIR OPENING STATEMENT

CONSENT AGENDA

1. Approval of the minutes of the regular school committee meeting of December 15, 2020

CHS STUDENT REPRESENTATIVE ANNOUNCEMENTS

GOOD NEWS

PUBLIC COMMENTS:

The School Committee will hear from members of the public on items listed under New Business on the posted agenda.

NEW BUSINESS

1. Spotlight on the Schools: CHIPs Integrated PreSchool
2. Student Learning Model Enrollment Update
3. October 1, 2020 Student Enrollment Report
4. CHS Winter Athletics

5. SY19/20 – SY20/21 Academic Update
6. FY2022 Capital Plan Update
7. INTERFACE Referral Service Report: June 2020 – November 2020
8. Reminder: Tri-Board Budgetary Meeting: Monday January 11, 2021 at 7:00 p.m.

REPORTS

1. Liaison Reports

ACTION/NEW ITEMS

1. Request for Reports & Updates

PUBLIC COMMENTS:

The School Committee will hear from members of the public on general matters of education interest.

ADJOURNMENT

**CHELMSFORD SCHOOL COMMITTEE
REGULAR MEETING
December 15, 2020
Meeting Minutes**

Members Present: Mr. Dennis King (Chair), Ms. Donna Newcomb (Vice Chair), Mr. Jeff Doherty (Secretary), Mr. John Moses and Ms. Maria Santos.

Also present: Dr. Jay Lang (Superintendent), Dr. Linda Hirsch (Assistant Superintendent) and Ms. Joanna Johnson-Collins (Director of Business and Finance).

Call to Order

6:00 p.m.

Pledge of Allegiance

Chair Opening Statement

"Tonight's meeting is being live-streamed by Chelmsford Telemedia and posted to the CPS website for interested community members to access and watch. Although we are not allowing for in-person public participation, interested community members are encouraged to submit their names and addresses to Superintendent Lang if they would like to participate remotely under the public input portion of our meeting. During our public input session anyone who has joined us through the *gotomeeting* platform and expressed interest in making a comment will be recognized by the Superintendent and allowed to speak with The Committee. If anyone watching this meeting live has questions or comments to share they are encouraged to email one of us during the meeting. We will read those questions or comments during our second public input session at the end of the meeting."

The Chair welcomed all to the meeting.

Consent Agenda

1. **Approval of the minutes of the regular school committee meeting of December 1, 2020.**

Ms. Newcomb motioned for the school committee to accept the minutes of the regular school committee meeting of December 1, 2020. Mr. Moses seconded. Motion carries 5-0.

Good News

Dr. Hirsch said that the student representatives are willing to attend future meetings virtually to provide CHS updates. During this holiday season live student concerts are not an option so past concert highlights are available on Chelmsford Telemedia and on The District's Facebook page.

Public Comments

None.

New Business

1. Presentation: CHS Innovation Pathways Program

Jon Morris, Science Curriculum Coordinator, Stephanie Quinn, Social Studies and Social Sciences Coordinator, and Marilyn Sweeney, Technology Coordinator, joined the meeting virtually to present highlights of this program. The slide show presented is included in tonight's agenda packet and may also be viewed along with the complete presentation on Chelmsford Telemedia YouTube. They received a \$22,500 grant recently to help fund plans so the program will be in place for the 2021/22 school year. The program focuses on careers that are in high-demand in Massachusetts. Students will be provided with training and experience internships in these industries through partnership with local businesses. This will allow students to be career and college ready sooner than in the past. The pathways for the next school year will focus on business and finance as well as information technology. Each student will be required to complete two technical courses and two advanced courses, which are already offered at CHS. A presentation will be given to eighth grade students this spring. The program will be available to all students at CHS.

2. Presentation: Technology Update

Bill Silver, Director of Technology, joined the meeting virtually to provide updates. His update and accompanying document were shared on the screen and may be found in tonight's agenda packet. He began by expressing gratitude to all members of his department for their "amazing" work this school year. Among the updates he highlighted are: additional Classroom Clear Touch Panels (close to 200 panels are in instructional spaces in schools throughout the district); web cameras to facilitate hybrid/remote learning; licensing was obtained for Google Enterprise which allows for break out rooms and polling for sessions; additional bandwidth (helps accommodate simultaneous Google Meets and receive data reports); and 1:1 Chromebooks for students entering grades 5 and 9 and over 3,000 additional Chromebooks from dismantled in-school carts were given to students to use at home and additional funding was received to purchase 3,000 more new Chromebooks. Security updates were installed at CHS and Westlands. Additional cabling in schools and outdoor WiFi will be completed by the spring which will enable classes to meet more frequently outside the buildings. The Help Request and Inventory systems were also upgraded this summer, which has allowed over 6,000 help tickets to be closed since mid-August! Enhanced technology integration and professional development was required for all staff to be able to offer instruction needed by way of the hybrid and remote learning models. Ten full PD days were offered before school resumed in September. This is ongoing to meet the developing needs of all the staff as well as students. The technology integration specialists in each school continue to offer PD learning opportunities daily! In addition, live assistance is available through Zoom on Wednesdays, when all students and staff are remote. "Tips and Tricks for 2020" are also posted on the CPS website. By the beginning of the 2021/22 school year all students in grade levels 5 through 12 will have 1:1 devices! The School Committee members expressed their appreciation for the hard work and successes of the technology department.

3. Presentation: HVAC Assessment Report

Dr. Lang shared that this fall, due to COVID-19, the Town and CPS embarked on an assessment of all HVAC systems. Tonight's agenda packet includes details regarding this and several of the people involved are attending this meeting virtually to bring The Committee up-to-date on what has taken place and to, also, present plans for the HVAC systems moving forward. CMTA is the company in charge of the assessment and recommendations. Jess Farber, from CMTA joined the meeting to present highlights of the HVAC assessment and shared his slide show with the meeting attendees and the public. To fully appreciate this technical and detailed presentation, you should go to Chelmsford Telemedia/YouTube to

view it. Testing and balancing as recommended will begin by January and should be completed by February school vacation and then will be continuously monitored, so that issues will be addressed quickly.

New Business # 6. Vote to Accept Donation: Makerspace at Parker Middle School (Taken out of order.)

Jon Morris, Science Curriculum Coordinator joined the meeting to virtually to speak about this generous donation. Materials provided were recommended by Mr. Morris, based on previous experience, and by Parker Middle School students and staff. In the spring Dr. Parks will join Mr. Morris to update The Committee on this project.

Ms. Newcomb motioned for The School Committee to approve the gift donation of \$6,000 from the Fichtenbaum Family as presented in the spreadsheet for purchases provided by Mr. Morris. Mr. Moses seconded. Motion carries 5-0.

4. Recommended FY2021 Budget Transfers

Ms. Newcomb motioned for The School Committee vote to approve the FY2021 local operating budget transfer of \$ 6,998 from the salary reserve lane change account to the one labor account as presented. Mr. Moses seconded. A roll call vote was taken. Motion carries 5-0.

5. CHS Winter Sports Update

Included in tonight's agenda packet is an update from Dan Hart, Athletic Director, showing that some winter sports are in flux due to COVID. Some traditional winter sports will take place later in the school year. What will be offered are: boys' and girls' basketball; hockey; ski; girls' gymnastics team and boys' swimming team. There are modifications in these sports due to the pandemic. Tryouts begin this week. In the event that, The District goes to fully remote learning, The Committee would need to vote on whether sports should continue. It was agreed to have further discussion on this subject at the next meeting.

6. Vote to Accept Donation: Makerspace at Parker Middle School

(Addressed earlier in tonight's meeting.)

7. 2021 MCAS Assessment and ACCESS Schedule Update

Dr. Hirsch included a memorandum in tonight's packet which addresses the status of MCAS and ACCESS test planning. Originally DESE scheduled MCAS testing for January 2021. Testing for high school juniors has been pushed out until the spring. Seniors will need to be tested in January. ACCESS testing for ELL students will still be held in January as scheduled. Principal Murray is waiting for a date for PSAT testing.

8. FY2022 Capital Plan Update

Dr. Lang presented the projects for consideration this past Thursday. The next meeting will be this coming Thursday. No further action is required tonight.

9. Tri-Board Budgetary Meeting: Monday, January 11, 2021 at 7:00 p.m.

This is a reminder.

10. Personnel Report: November 2020

No action required.

11. Valley Collaborative 2019/20 Annual Report

This is included in tonight's packet.

12. Valley Collaborative Fall 2020 Newsletter

This is included in tonight's packet.

Liaisons

Mr. Doherty shared that CHIPS' PTO held a teacher/staff luncheon last week. Each class teacher also was given an Amazon gift card to help with classroom supplies. Their annual raffle ends today. They were able to sell 2200 raffle tickets. In February they will hold their annual sock drive.

Ms. Santos said that the Harrington PTO met and had their holiday sale in collaboration with Byam, which was successful. McCarthy's PTO shared that their recycle sale went extremely well. Activities for the school will be starting soon. They are hoping to present a student activity that can be done virtually by the entire student body. CHS will be sponsoring a "grab and go" for staff this week. The amount of parent donations for this was amazing. Raffles will also take place during this event.

Ms. Newcomb shared that the Chelmsford Friends of Music will meet this Thursday via Zoom.

New Items

Mr. Moses would like to address food insecurity for the home-schooled population. He requests that information from ProjectBread.org be shared by The District. Dr. Lang will share the information.

Ms. Newcomb would like to see data on the number of students in the hybrid and remote learning plans. She would also like to discuss a recent letter sent by the MASC Executive Board.

The Chair asked Dr. Hirsch if an update on student testing could be shared early in 2021. She will be happy to comply.

Public Comments

None.

Adjournment (9:14 p.m.)

Ms. Newcomb motioned to adjourn. Mr. Moses seconded. Motion carries 5-0.

*Respectfully submitted,
Sharon Giglio*

CHELMSFORD PUBLIC SCHOOLS

Jay Lang, Ed.D., Superintendent

Memorandum

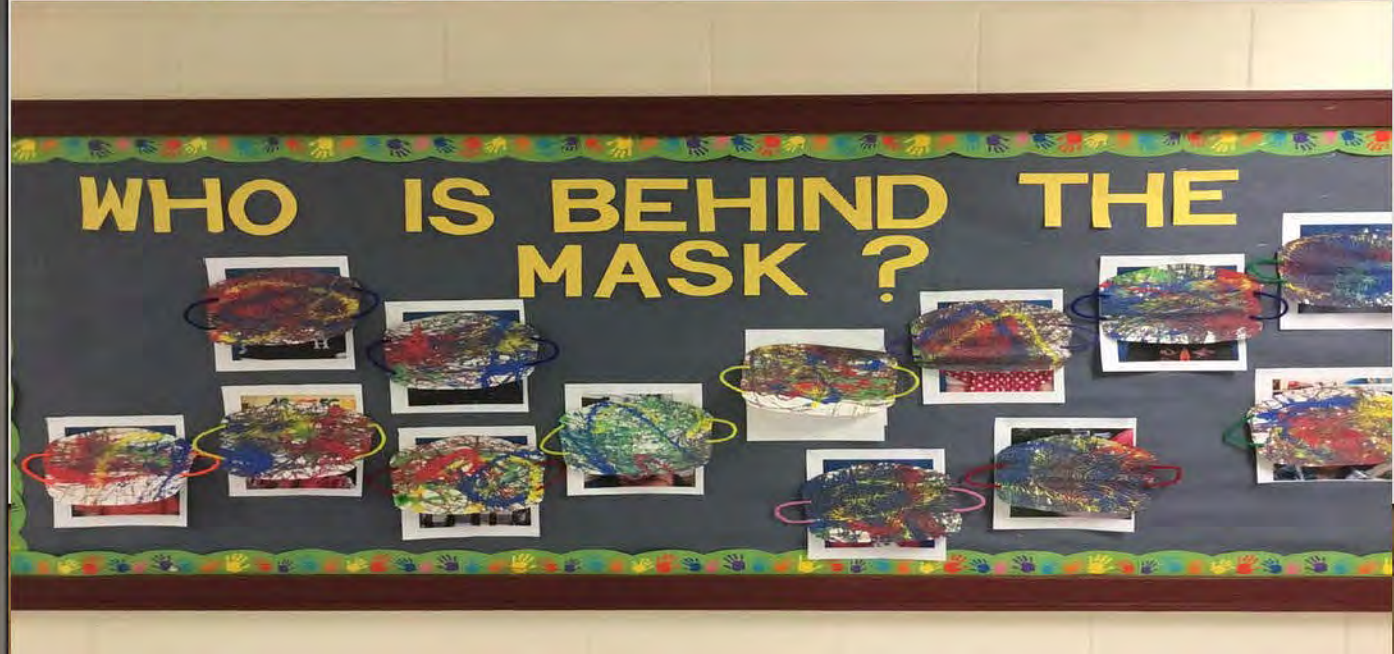
To: Members of the School Committee
From: Jay Lang, Ed.D., Superintendent of Schools
Date: January 2, 2021
Re: Spotlight on the Schools: CHIPs Program

Attached please find a PowerPoint presentation provided by Mr. Russ Hoyt, Coordinator of the Chelmsford Integrated Preschool (CHIPs) Program, in advance of the school committee meeting presentation. I look forward to hearing the presentation and discussing the good work that is occurring in the CHIPs Program with the members of the school committee.

DEVELOPMENTAL CHECKLISTS

HOW DO WE DETERMINE
SUCCESS FOR OUR
PRESCHOOLERS?





OUR GOAL IS TO MOVE STUDENTS TO THEIR OWN BEST SKILL LEVEL

- 3 = Skillful, I am almost always able to do this (approaching 100%)
- 2 = Emerging, I am beginning to do this on my own (able to do this at about 50%)
- 1 = Requiring, I always require help to do this (not able to do this on my own)



THE PURPOSE OF THIS REPORT IS TO INFORM FAMILIES OF THEIR CHILD'S PROGRESS IN SCHOOL:

- Each child progresses differently
- The skills measured are based on the Early Childhood Standards derived from:
 - The Guidelines for Preschool & Kindergarten Learning Experiences
 - The Massachusetts Curriculum Frameworks
 - The Common Core
- Outcomes are not expected until the 5 year age level.

***Guidelines for Preschool
and Kindergarten Learning
Experiences***





KEY COMPONENTS
WE MEASURE IN
LANGUAGE ARTS

**Communication - the human
connection - is the key to
personal and career success.**

Paul J. Meyer

LANGUAGE ARTS

LA1 - Attends to a 10-15 minute story

LA2 - Takes appropriate turn in
conversation while staying on topic

LA3 - Communicates in sentences

LA4 - Follows 3 step directions
independently out of a typical routine

LA5 - Recognizes first name in print

LA6 - Recognizes upper case letters

LA7 - Names upper case letters

LA8 - Recognizes and provides spoken
words that rhyme







KEY COMPONENTS
WE MEASURE IN
SOCIAL SKILLS

**THESE ARE SKILLS
WE CAN TAKE
WHEREVER WE GO IN
LIFE, NO MATTER
WHAT WE DO.**

SOCIAL SKILLS & SELF-AWARENESS	
SS1 - Can follow the order of daily routines.	
SS2 - States home/town address	
SS3 - Matches body parts to specific senses	
SS4 - Engages in cooperative play	
SS5 - States age and name	
SS6 - Identifies feelings	
SS7 - Resolves conflict with peers appropriately	
SS8 - Names 7-10 body parts	







KEY COMPONENTS
WE MEASURE IN
MOTOR SKILLS

**“MOVEMENT
is the starting
point for wiring
the brain for
learning.”**

Gill Connell,
A Moving Child Is a Learning Child

MOTOR SKILLS

MO1 - Prints first name in upper case letters

MO2 - Catches playground ball with 2 hands

MO3 - Jumps forward using a 2 footed take-off and landing

MO4 - Draws a person with 3-5 identifiable parts

MO5 - Uses scissors appropriately

MO6 - Uses three-point grasp

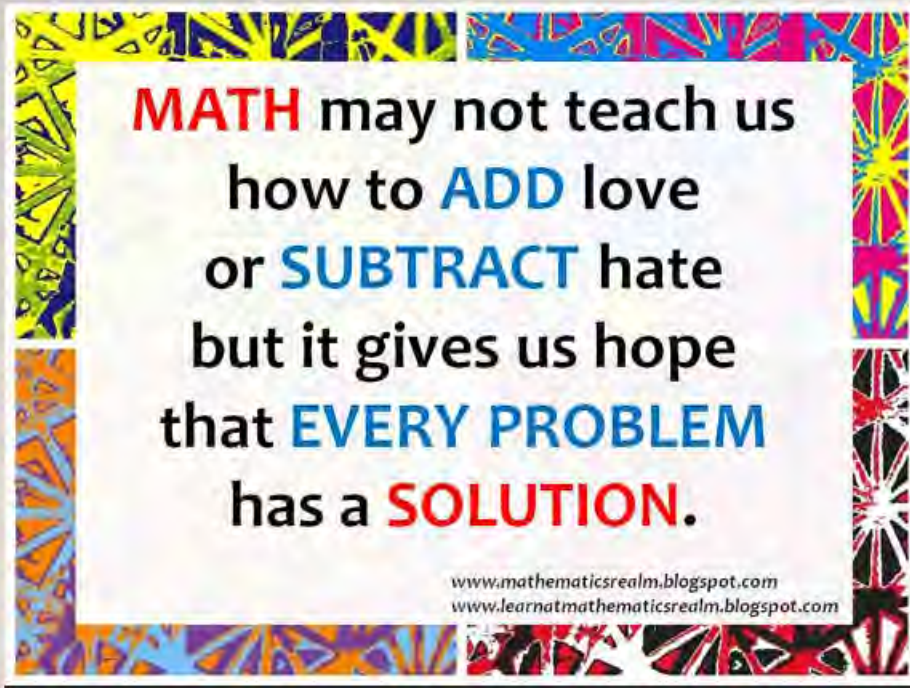
MO7 - Copies a circle and a cross







KEY COMPONENTS
WE MEASURE IN
MATH & SCIENCE
SKILLS



MATHEMATICS & SCIENCE

MS1 - Recognizes some numerals (1-10)

MS2 - Names some numerals (1-10)

MS3 - Recognizes 8 shapes

MS4 - Names 8 shapes

MS5 - Accurately counts 5-10 objects, using 1 to 1
correspondence

MS6 - Recognizes 10 colors

MS7 - Names 10 colors







THANK YOU



CHELMSFORD PUBLIC SCHOOLS

Jay Lang, Ed.D., Superintendent

Memorandum

To: Members of the School Committee
From: Jay Lang, Ed.D., Superintendent of Schools
Date: January 2, 2021
Re: Student Learning Model Enrollment Update

Below please find a listing of our schools and the current student enrollment listed by learning model (hybrid or remote) as of January 2, 2021. This data represents the current student enrollment and model switches that were allowed after the Thanksgiving recess.

	Hybrid	%		Remote	%		Total
Byam Elementary School	297	65%		159	35%		456
Center Elementary School	313	65%		165	35%		478
Harrington Elementary School	301	61%		194	39%		495
South Row Elementary School	267	64%		148	36%		415

McCarthy Middle School	508	66%		260	34%		768
Parker Middle School	471	65%		253	35%		724

Chelmsford High School	850	61%		554	39%		1404
------------------------	-----	-----	--	-----	-----	--	------

Student Learning Model Enrollment as of 1.2.2021

CHELMSFORD PUBLIC SCHOOLS

Jay Lang, Ed.D., Superintendent

Memorandum

To: Members of the School Committee
From: Jay Lang, Ed.D., Superintendent of Schools
Date: January 2, 2021
Re: October 1, 2020 Student Enrollment Report

We supplied the Massachusetts Department of Elementary and Secondary Education (DESE) with our October 1, 2020 student enrollment data which is in the process of being certified by DESE. This enrollment information, once certified, forms the basis for the FY22 Chapter 70 state aid calculation. Based on the data supplied to DESE, I have prepared the attached spreadsheet displaying the overall district enrollment by grade level in the top section of the report and then further breakdown the enrollment by grade and school below in the sections that follow. For each of the elementary and middle schools I have incorporated the number of mainstream homerooms into the spreadsheet to produce an average class size for grades 1 through 8. I am working with Chelmsford High School to review the individual class rosters to produce a similar class size report for review with the upcoming FY22 budget deliberations.

It is difficult to draw conclusions this year due to the artificially lower enrollment than in a normal school year. We have had a number of students unenroll this year due to the COVID 19 pandemic as families have either sought private or parochial school options for their child(ren), elected to homeschool, or deferred enrollment (in the case of Kindergarten students) to the 2021/22 school year. Overall, we enrolled and reported 193 less students in the current 2020/21 school year than we enrolled and reported last year in the 2019/20 school year. What effect this will have on FY22 Chapter 70 and other state aid remains to be seen. This is not a situation unique to Chelmsford, it is anticipated the state will invoke a "hold harmless" provision regarding state education aid, ultimately providing no less than the amount of state aid in FY22 as districts received in FY21. We are watching this closely as we develop the FY22 recommended budget.

Chelmsford Public School District
Student Enrollment Report
October 1, 2020

	Pre-K	KP	KF	1	2	3	4	5	6	7	8	9	10	11	12	SP	TOTAL
Chelmsford Public Schools	76	0	350	349	381	391	373	363	383	393	359	360	335	342	373	0	4828
McCarthy Middle School	0	0	0	0	0	0	0	191	196	206	177	0	0	0	0	0	770
# Homerooms:								8	8	8	8						
Avg. Class Size:								23.9	24.5	25.8	22.1						
Parker Middle School	0	0	0	0	0	0	0	172	187	187	182	0	0	0	0	0	728
# Homerooms:								8	8	8	8						
Avg. Class Size:								21.5	23.4	23.4	22.8						

MASSACHUSETTS DEPARTMENT OF ELEMENTARY AND SECONDARY EDUCATION
STUDENT INFORMATION MANAGEMENT SYSTEM
REPORT 5

ENROLLMENT STATISTICS
DISTRICT SUMMARY
OCT 2020 (FY2021)

00560000 Chelmsford

2020-11-04 16:42:35.0

Grade	PK	KP	KF	KT	1	2	3	4	5	6	7	8	9	10	11	12	SP	Total
	76	0	350	0	349	381	391	373	363	383	393	359	360	335	342	373	0	4828

Gender	Male	Female	Nonbinary
	2504	2324	0

English Learner Populations	Total EL	Not in EL Program	Sheltered	Two-way	Other Bilingual	Transitional Bilingual	Opted-Out	EL Recently Arrived in U.S.
	205	0	198	0	0	0	7	40

Other Populations	Immigrant	Military Family	SPED Age 3-5	SPED Age 6-21	504 Plan #	Title I	FLNE
	37	16	55	688	171	252	1006

Race	
01 White	3291
02 Black or African American	193
03 Asian	797
04 American Indian or Alaskan Native	10
05 Native Hawaiian or Other Pacific Islander	5
06 White & Black or African American	60
07 White & Asian	96
08 White & American Indian or Alaska Native	3
09 White & Native Hawaiian or Other Pacific Islander	3
10 Black or African American & American Indian or Asian	1
13 Asian & American Indian or Alaska Native	1
17 White & Black or African American & American Indian or Alaska Native	1
18 White & Black or African American & Native Hawaiian or Other Pacific Islander	2
20 White & Asian & Native Hawaiian or Other Pacific Islander	3
33 White (Hispanic/Latino)	327

34 Black or African American (Hispanic/Latino)	8
35 Asian (Hispanic/Latino)	11
36 American Indian or Alaska Native (Hispanic/Latino)	2
37 Native Hawaiian or Other Pacific Islander (Hispanic/Latino)	1
38 White & Black or African American (Hispanic/Latino)	9
39 White & Asian (Hispanic/Latino)	3
43 Black or African American & American Indian or Alaska Native (Hispanic/Latino)	1

MASSACHUSETTS DEPARTMENT OF ELEMENTARY AND SECONDARY EDUCATION
STUDENT INFORMATION MANAGEMENT SYSTEM
REPORT 4
ENROLLMENT STATISTICS
SCHOOL SUMMARY
OCT 2020 (FY2021)

00560000 Chelmsford

2020-11-04 16:42:35.0

00560001 Community Education Center

Grade	PK	KP	KF	KT	1	2	3	4	5	6	7	8	9	10	11	12	SP	Total
	76	0	0	0	0	0	0	0	0	0	0	0	0	0	0	0	0	76

Gender	Male	Female	Nonbinary
	53	23	0

English Learner Populations	Total EL	Not in EL Program	Sheltered	Two-way	Other Bilingual	Transitional Bilingual	Opted-Out	EL Recently Arrived in U.S.
	10	0	10	0	0	0	0	0

Other Populations	Immigrant	Military Family	SPED Age 3-5	SPED Age 6-21	504 Plan #	Title I	FLNE
	1	0	55	0	0	0	25

Race

01 White	38
02 Black or African American	8
03 Asian	13
07 White & Asian	5
33 White (Hispanic/Latino)	11
35 Asian (Hispanic/Latino)	1

MASSACHUSETTS DEPARTMENT OF ELEMENTARY AND SECONDARY EDUCATION
STUDENT INFORMATION MANAGEMENT SYSTEM
REPORT 4

ENROLLMENT STATISTICS
SCHOOL SUMMARY
OCT 2020 (FY2021)

00560000 Chelmsford
00560030 Byam School

2020-11-04 16:42:35.0

Grade	PK	KP	KF	KT	1	2	3	4	5	6	7	8	9	10	11	12	SP	Total
	0	0	82	0	91	86	105	92	0	0	0	0	0	0	0	0	0	456

Gender	Male	Female	Nonbinary
	230	226	0

English Learner Populations	Total EL	Not in EL Program	Sheltered	Two- way	Other Bilingual	Transitional Bilingual	Opted- Out	EL Recently Arrived in U.S.
	28	0	28	0	0	0	0	7

Other Populations	Immigrant	Military Family	SPED Age 3-5	SPED Age 6-21	504 Plan #	Title I	FLNE
	1	2	0	76	0	68	93

Race

01 White	325
02 Black or African American	12
03 Asian	68
04 American Indian or Alaskan Native	1
06 White & Black or African American	2
07 White & Asian	13
33 White (Hispanic/Latino)	33
34 Black or African American (Hispanic/Latino)	1
38 White & Black or African American (Hispanic/Latino)	1

MASSACHUSETTS DEPARTMENT OF ELEMENTARY AND SECONDARY EDUCATION
STUDENT INFORMATION MANAGEMENT SYSTEM
REPORT 4
ENROLLMENT STATISTICS
SCHOOL SUMMARY
OCT 2020 (FY2021)

00560000 Chelmsford

2020-11-04 16:42:35.0

00560005 Center Elementary School

Grade	PK	KP	KF	KT	1	2	3	4	5	6	7	8	9	10	11	12	SP	Total
	0	0	86	0	84	106	102	96	0	0	0	0	0	0	0	0	0	474

Gender	Male	Female	Nonbinary
	250	224	0

English Learner Populations	Total EL	Not in EL Program	Sheltered	Two-way	Other Bilingual	Transitional Bilingual	Opted-Out	EL Recently Arrived in U.S.
	40	0	38	0	0	0	2	8

Other Populations	Immigrant	Military Family	SPED Age 3-5	SPED Age 6-21	504 Plan #	Title I	FLNE
	4	3	0	60	5	0	108

Race	
01 White	325
02 Black or African American	14
03 Asian	88
06 White & Black or African American	2
07 White & Asian	16
33 White (Hispanic/Latino)	26
35 Asian (Hispanic/Latino)	1
38 White & Black or African American (Hispanic/Latino)	2

MASSACHUSETTS DEPARTMENT OF ELEMENTARY AND SECONDARY EDUCATION
STUDENT INFORMATION MANAGEMENT SYSTEM
REPORT 4
ENROLLMENT STATISTICS
SCHOOL SUMMARY
OCT 2020 (FY2021)

00560000 Chelmsford

2020-11-04 16:42:35.0

00560025 Charles D Harrington

Grade	PK	KP	KF	KT	1	2	3	4	5	6	7	8	9	10	11	12	SP	Total
	0	0	96	0	93	98	97	108	0	0	0	0	0	0	0	0	0	492

Gender	Male	Female	Nonbinary
	237	255	0

English Learner Populations	Total EL	Not in EL Program	Sheltered	Two-way	Other Bilingual	Transitional Bilingual	Opted-Out	EL Recently Arrived in U.S.
	37	0	36	0	0	0	1	8

Other Populations	Immigrant	Military Family	SPED Age 3-5	SPED Age 6-21	504 Plan #	Title I	FLNE
	4	2	0	75	9	71	156

Race

01 White	280
02 Black or African American	30
03 Asian	110
04 American Indian or Alaskan Native	3
05 Native Hawaiian or Other Pacific Islander	2
06 White & Black or African American	8
07 White & Asian	4
09 White & Native Hawaiian or Other Pacific Islander	1
33 White (Hispanic/Latino)	48
35 Asian (Hispanic/Latino)	2
36 American Indian or Alaska Native (Hispanic/Latino)	1
39 White & Asian (Hispanic/Latino)	3

MASSACHUSETTS DEPARTMENT OF ELEMENTARY AND SECONDARY EDUCATION
STUDENT INFORMATION MANAGEMENT SYSTEM
REPORT 4
ENROLLMENT STATISTICS
SCHOOL SUMMARY
OCT 2020 (FY2021)

00560000 Chelmsford
00560015 South Row

2020-11-04 16:42:35.0

Grade	PK	KP	KF	KT	1	2	3	4	5	6	7	8	9	10	11	12	SP	Total
	0	0	86	0	81	91	87	77	0	0	0	0	0	0	0	0	0	422

Gender	Male	Female	Nonbinary
	212	210	0

English Learner Populations	Total EL	Not in EL Program	Sheltered	Two- way	Other Bilingual	Transitional Bilingual	Opted- Out	EL Recently Arrived in U.S.
	36	0	36	0	0	0	0	12

Other Populations	Immigrant	Military Family	SPED Age 3-5	SPED Age 6-21	504 Plan #	Title I	FLNE
	6	2	0	50	10	0	104

Race	
01 White	282
02 Black or African American	17
03 Asian	73
04 American Indian or Alaskan Native	2
06 White & Black or African American	6
07 White & Asian	10
20 White & Asian & Native Hawaiian or Other Pacific Islander	2
33 White (Hispanic/Latino)	29
43 Black or African American & American Indian or Alaska Native (Hispanic/Latino)	1

MASSACHUSETTS DEPARTMENT OF ELEMENTARY AND SECONDARY EDUCATION
STUDENT INFORMATION MANAGEMENT SYSTEM
REPORT 4
ENROLLMENT STATISTICS
SCHOOL SUMMARY
OCT 2020 (FY2021)

00560000 Chelmsford

2020-11-04 16:42:35.0

00560310 McCarthy Middle School

Grade	PK	KP	KF	KT	1	2	3	4	5	6	7	8	9	10	11	12	SP	Total
	0	0	0	0	0	0	0	0	191	196	206	177	0	0	0	0	0	770

Gender	Male	Female	Nonbinary
	403	367	0

English Learner Populations	Total EL	Not in EL Program	Sheltered	Two-way	Other Bilingual	Transitional Bilingual	Opted-Out	EL Recently Arrived in U.S.
	20	0	18	0	0	0	2	4

Other Populations	Immigrant	Military Family	SPED Age 3-5	SPED Age 6-21	504 Plan #	Title I	FLNE
	8	3	0	132	39	39	148

Race

01 White	527
02 Black or African American	29
03 Asian	122
05 Native Hawaiian or Other Pacific Islander	1
06 White & Black or African American	14
07 White & Asian	20
08 White & American Indian or Alaska Native	1
09 White & Native Hawaiian or Other Pacific Islander	1
20 White & Asian & Native Hawaiian or Other Pacific Islander	1
33 White (Hispanic/Latino)	45
34 Black or African American (Hispanic/Latino)	1
35 Asian (Hispanic/Latino)	4
36 American Indian or Alaska Native (Hispanic/Latino)	1
38 White & Black or African American (Hispanic/Latino)	3

MASSACHUSETTS DEPARTMENT OF ELEMENTARY AND SECONDARY EDUCATION
STUDENT INFORMATION MANAGEMENT SYSTEM
REPORT 4
ENROLLMENT STATISTICS
SCHOOL SUMMARY
OCT 2020 (FY2021)

00560000 Chelmsford

2020-11-04 16:42:35.0

00560305 Col Moses Parker School

Grade	PK	KP	KF	KT	1	2	3	4	5	6	7	8	9	10	11	12	SP	Total
	0	0	0	0	0	0	0	0	172	187	187	182	0	0	0	0	0	728

Gender	Male	Female	Nonbinary
	425	303	0

English Learner Populations	Total EL	Not in EL Program	Sheltered	Two-way	Other Bilingual	Transitional Bilingual	Opted-Out	EL Recently Arrived in U.S.
	20	0	18	0	0	0	2	0

Other Populations	Immigrant	Military Family	SPED Age 3-5	SPED Age 6-21	504 Plan #	Title I	FLNE
	8	3	0	113	29	74	139

Race

01 White	494
02 Black or African American	31
03 Asian	97
04 American Indian or Alaskan Native	4
06 White & Black or African American	12
07 White & Asian	16
10 Black or African American & American Indian or Asian	1
13 Asian & American Indian or Alaska Native	1
18 White & Black or African American & Native Hawaiian or Other Pacific Islander	1
33 White (Hispanic/Latino)	67
34 Black or African American (Hispanic/Latino)	2
35 Asian (Hispanic/Latino)	2

MASSACHUSETTS DEPARTMENT OF ELEMENTARY AND SECONDARY EDUCATION
STUDENT INFORMATION MANAGEMENT SYSTEM
REPORT 4
ENROLLMENT STATISTICS
SCHOOL SUMMARY
OCT 2020 (FY2021)

00560000 Chelmsford

2020-11-04 16:42:35.0

00560505 Chelmsford High

Grade	PK	KP	KF	KT	1	2	3	4	5	6	7	8	9	10	11	12	SP	Total
	0	0	0	0	0	0	0	0	0	0	0	0	360	335	342	373	0	1410

Gender	Male	Female	Nonbinary
	694	716	0

English Learner Populations	Total EL	Not in EL Program	Sheltered	Two-way	Other Bilingual	Transitional Bilingual	Opted-Out	EL Recently Arrived in U.S.
	14	0	14	0	0	0	0	1

Other Populations	Immigrant	Military Family	SPED Age 3-5	SPED Age 6-21	504 Plan #	Title I	FLNE
	5	1	0	182	79	0	233

Race

01 White	1020
02 Black or African American	52
03 Asian	226
05 Native Hawaiian or Other Pacific Islander	2
06 White & Black or African American	16
07 White & Asian	12
08 White & American Indian or Alaska Native	2
09 White & Native Hawaiian or Other Pacific Islander	1
17 White & Black or African American & American Indian or Alaska Native	1
18 White & Black or African American & Native Hawaiian or Other Pacific Islander	1
33 White (Hispanic/Latino)	68
34 Black or African American (Hispanic/Latino)	4
35 Asian (Hispanic/Latino)	1
37 Native Hawaiian or Other Pacific Islander (Hispanic/Latino)	1
38 White & Black or African American	3

CHELMSFORD PUBLIC SCHOOLS

Jay Lang, Ed.D., Superintendent

Memorandum

To: Members of the School Committee
From: Jay Lang, Ed.D., Superintendent of Schools
Date: January 2, 2021
Re: CHS Winter Athletics

At our last school committee meeting I provided you with an overview of the planned winter sports season at Chelmsford High School (CHS). Tryouts were held in December and teams have been practicing over the holiday break for the start of competition to begin no earlier than January 11, 2021. Safeguards are in place, as are modifications to each of the sports, to enable our teams to safely practice and compete against our MVC opponents.

In the event we find ourselves in a fully remote learning situation at CHS during the winter season, the school committee will need to vote to either allow our teams to compete in or suspend MVC competitions. As discussed at our last meeting, I would like to allow our student athletes to practice and compete if it is safe to do so. Throughout the fall, MVC superintendents met on a weekly basis to review community COVID data and determine whether scheduled weekly competitions should occur based upon COVID conditions in the individual communities scheduled for competition. This will continue throughout the winter season if our schools are in session. On a week-to-week basis a decision will be made about our ability to compete against our MVC colleagues.

If at some point we need to close CHS due to COVID spread within our school community, I would recommend we cease competition(s) until we return to school, and it is safe to once again compete. Alternately, if we need to close CHS due to staffing or some other reason not directly related to COVID spread within our school community, I may recommend to the school committee that our athletic teams be allowed to continue with scheduled competitions. At that time, the school committee would need to vote to either allow CHS teams to compete in scheduled competitions or suspend competitions. The school committee may preemptively vote to support such a recommendation. Either way, I believe it's important to have this conversation ahead of time for planning purposes.



CHELMSFORD PUBLIC SCHOOLS

Dr. Linda Hirsch, Assistant Superintendent

MEMORANDUM

To: Dr. Jay Lang, Superintendent
Members of the Chelmsford School Committee
From: Dr. Linda Hirsch, Assistant Superintendent *Linda J. Hirsch*
Date: January 5, 2021
RE: Academic Update, 2021

Attached you will find a presentation on academic data used to assess students in grades K-8 in both ELA and mathematics. Specially, I will review the beginning of the year data for iReady, Dynamic Indicators of Basic Literacy Skills (DIBELS), and Rapid Automatized Naming (RAN) testing.

If you have any questions, please feel free to contact me.





Academic Update, 2021

Chelmsford Public Schools

January 5, 2021



Benchmark Data



iReady K-8



DIBELS/RAN
K-2



Beginning
Year Data

iReady ELA

Diagnostic Results

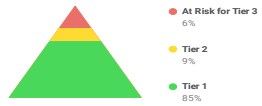


School
Subject
Academic Year
Diagnostic
Prior Diagnostic
Placement Definition

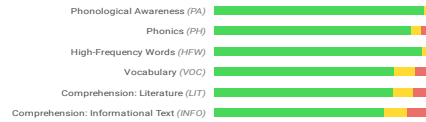
All Schools
Reading
2019 - 2020
Window 1
None
Beginning-of-Year View

Students Assessed/Total: 3,002/3,458

Overall Placement



Placement By Domain



Switch Table View		Show Results By	
Placement Summary		School	
Showing 6 of 6			
School	Overall GradeLevel Placement	Students Assessed/Total	
BYAM ELEMENTARY SCHOOL	<div><div></div><div></div><div></div></div> <div>88%9%3%</div>	375/489	
CENTER ELEMENTARY SCHOOL	<div><div></div><div></div><div></div></div> <div>90%8%2%</div>	394/487	
COL MOSES PARKER MIDDLE SCHOOL	<div><div></div><div></div><div></div></div> <div>77%11%11%</div>	711/735	
HARRINGTON ELEMENTARY SCHOOL	<div><div></div><div></div><div></div></div> <div>89%9%2%</div>	397/503	
MCCARTHY MIDDLE SCHOOL	<div><div></div><div></div><div></div></div> <div>83%8%9%</div>	770/801	
SOUTH ROW ELEMENTARY SCHOOL	<div><div></div><div></div><div></div></div> <div>94%5%1%</div>	355/443	

Diagnostic Results

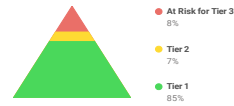


School
Subject
Academic Year
Diagnostic
Prior Diagnostic
Placement Definition

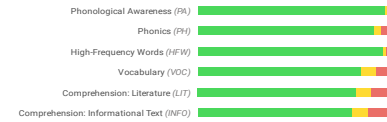
All Schools
Reading
2020 - 2021
Most Recent
None
Beginning-of-Year View

Students Assessed/Total: 3,248/3,332

Overall Placement



Placement By Domain



Switch Table View		Show Results By	
Placement Summary		School	
Showing 6 of 6			
School	Overall Grade/Level Placement	Students Assessed/Total	
BYAM ELEMENTARY SCHOOL	<div><div></div><div></div><div></div></div> 94% 4% 2%	430/455	
CENTER ELEMENTARY SCHOOL	<div><div></div><div></div><div></div></div> 95% 5% 1%	463/476	
COL MOSES PARKER MIDDLE SCHOOL	<div><div></div><div></div><div></div></div> 72% 11% 17%	690/723	
HARRINGTON ELEMENTARY SCHOOL	<div><div></div><div></div><div></div></div> 90% 7% 3%	491/495	
MCCARTHY MIDDLE SCHOOL	<div><div></div><div></div><div></div></div> 79% 9% 12%	759/768	
SOUTH ROW ELEMENTARY SCHOOL	<div><div></div><div></div><div></div></div> 94% 5% 1%	415/415	

iReady ELA

School	September, 2019 Tier 1 & 2	September, 2020 Tier 1 & 2
Byam	97%	98%
Center	98%	99%
Parker	89%	83%
Harrington	98%	97%
McCarthy	91%	88%
South Row	99%	99%

iReady Mathematics

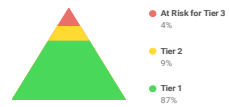
Diagnostic Results




School: All Schools
Subject: Math
Academic Year: 2019 - 2020
Diagnostic: Window 1
Prior Diagnostic: None
Placement Definition: Beginning-of-Year View

Students Assessed/Total: 2,988/3,458

Overall Placement



Placement By Domain



Switch Table View

Show Results By

Placement Summary

School

Showing 6 of 6

School	Overall Grade-Level Placement	Students Assessed/Total
BYAM ELEMENTARY SCHOOL	<div><div></div><div></div><div></div></div> <div>87%10%3%</div>	372/489
CENTER ELEMENTARY SCHOOL	<div><div></div><div></div><div></div></div> <div>87%11%2%</div>	393/487
COL MOSES PARKER MIDDLE SCHOOL	<div><div></div><div></div><div></div></div> <div>85%8%7%</div>	707/735
HARRINGTON ELEMENTARY SCHOOL	<div><div></div><div></div><div></div></div> <div>86%12%2%</div>	412/503
MCCARTHY MIDDLE SCHOOL	<div><div></div><div></div><div></div></div> <div>87%6%7%</div>	750/801
SOUTH ROW ELEMENTARY SCHOOL	<div><div></div><div></div><div></div></div> <div>90%8%1%</div>	354/443

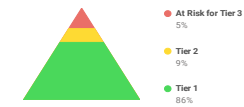
Diagnostic Results




School: All Schools
Subject: Math
Academic Year: 2020 - 2021
Diagnostic: Most Recent
Prior Diagnostic: None
Placement Definition: Beginning-of-Year View

Students Assessed/Total: 3,229/3,332

Overall Placement



Placement By Domain



Switch Table View

Show Results By

Placement Summary

School

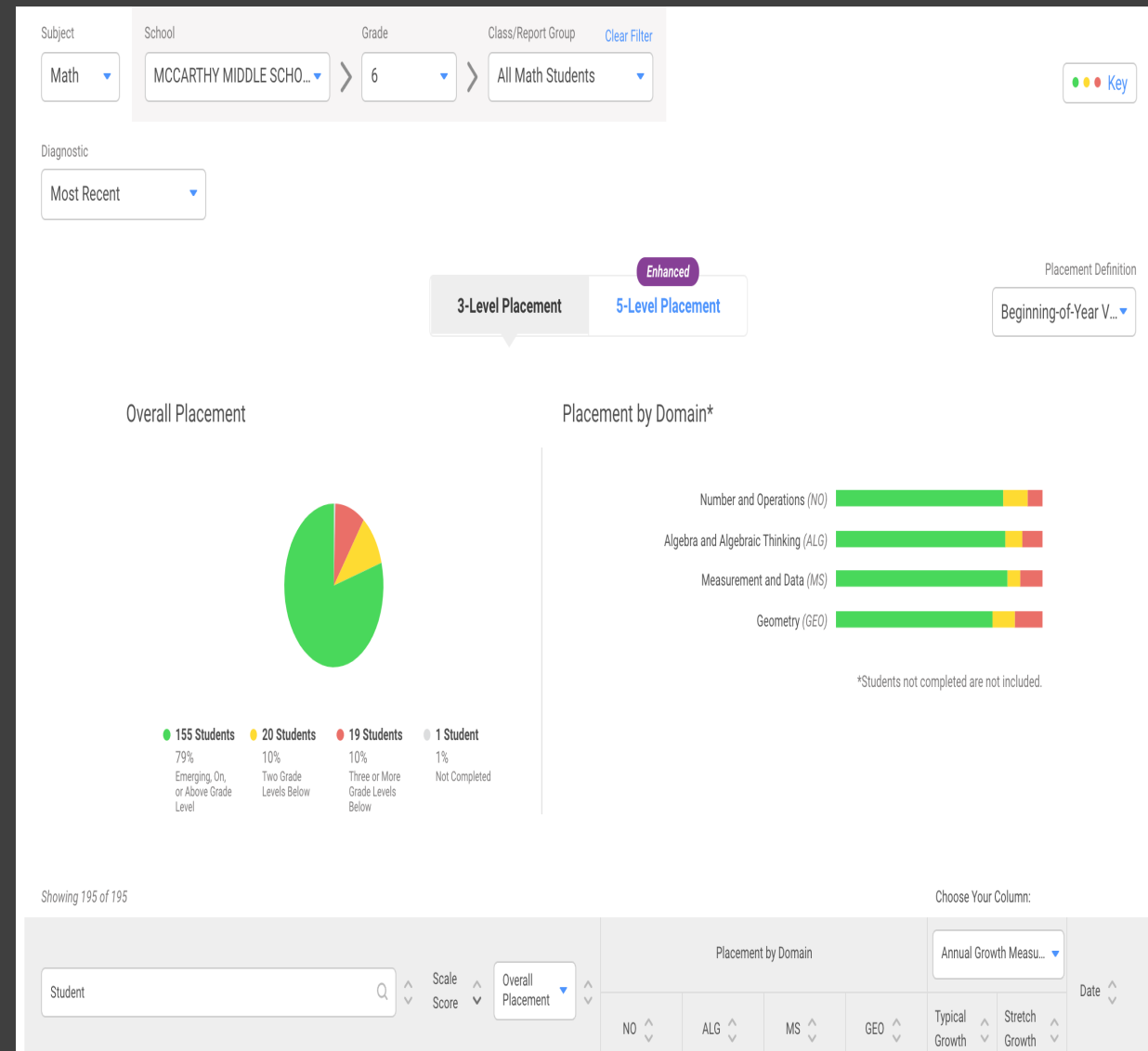
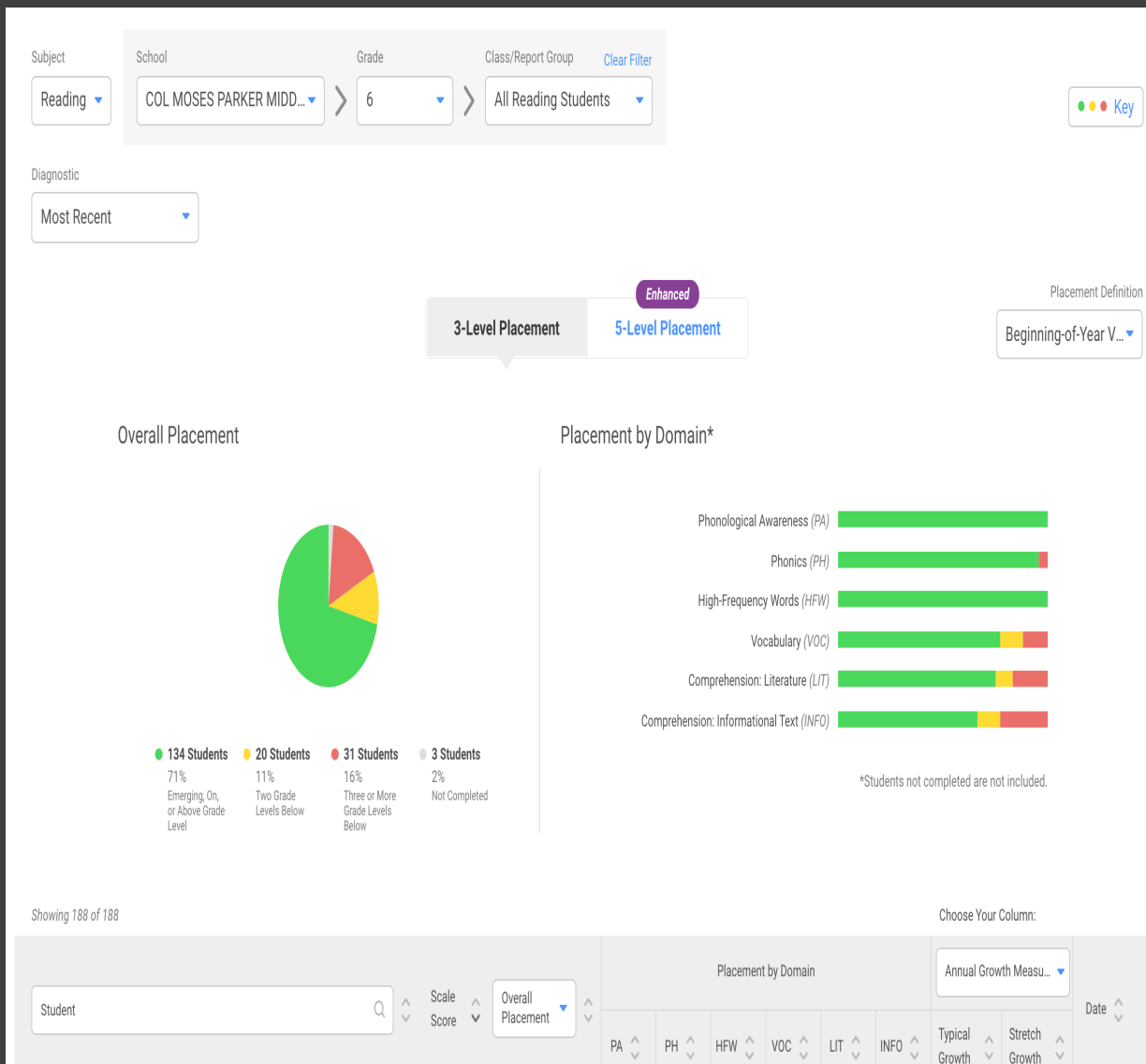
Showing 6 of 6

School	Overall Grade-Level Placement	Students Assessed/Total
BYAM ELEMENTARY SCHOOL	<div> <div></div> <div></div> <div></div> </div> <div>92% 6% 2%</div>	419/455
CENTER ELEMENTARY SCHOOL	<div> <div></div> <div></div> <div></div> </div> <div>91% 8% 1%</div>	457/476
COL MOSES PARKER MIDDLE SCHOOL	<div> <div></div> <div></div> <div></div> </div> <div>79% 11% 10%</div>	699/723
HARRINGTON ELEMENTARY SCHOOL	<div> <div></div> <div></div> <div></div> </div> <div>87% 10% 2%</div>	487/495
MCCARTHY MIDDLE SCHOOL	<div> <div></div> <div></div> <div></div> </div> <div>81% 10% 9%</div>	753/768
SOUTH ROW ELEMENTARY SCHOOL	<div> <div></div> <div></div> <div></div> </div> <div>90% 8% 2%</div>	414/415

iReady Math

School	September, 2019 Tier 1 & 2	September, 2020 Tier 1 & 2
Byam	97%	99%
Center	98%	98%
Parker	93%	90%
Harrington	98%	98%
McCarthy	93%	91%
South Row	99%	98%

Example Class Breakdown ELA/ Mathematics



Dynamic Indicators of Basic Early Literacy Skills (DIBELS)



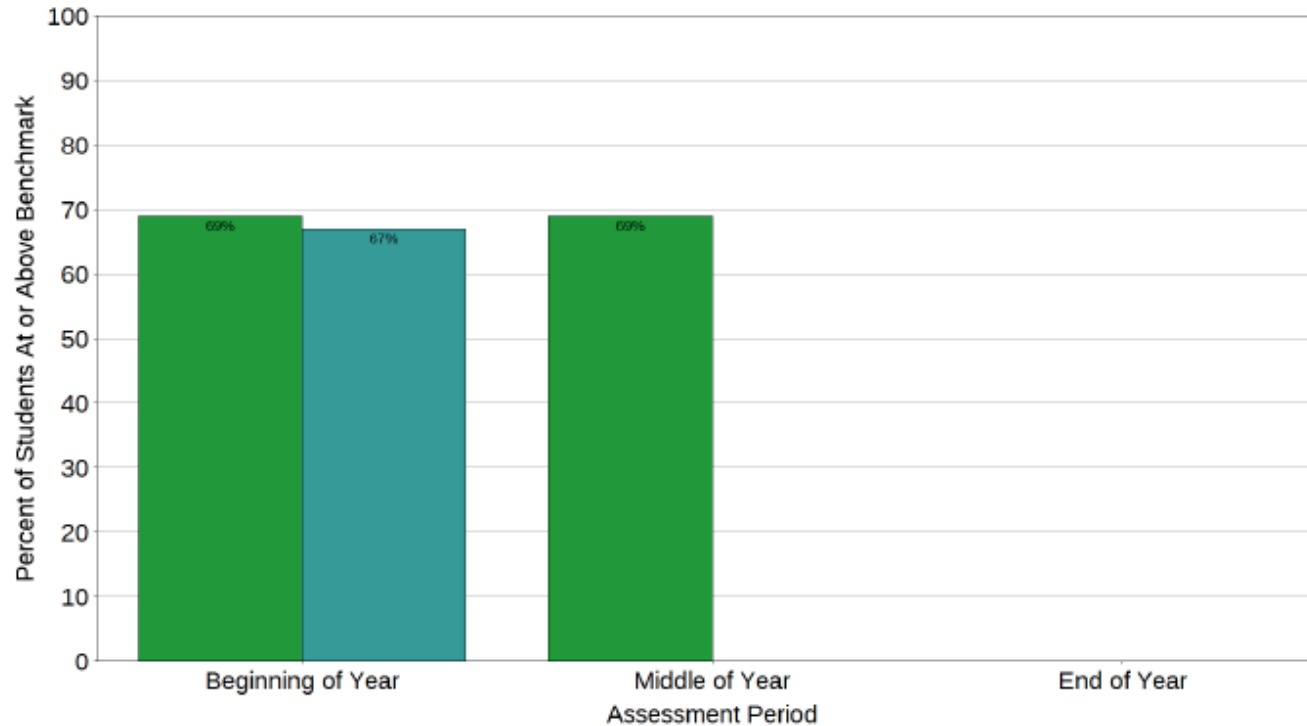
District: Chelmsford Public Schools
Grade: Kindergarten



Acadience Reading K-6

Multi-Year Percent at Benchmark

Reading Composite Score



DIBELS Gr. K

2019-2020
Beginning of Year: 69% (249 of 363)
Middle of Year: 69% (251 of 365)
End of Year: 0% (0 of 0)

2020-2021
Beginning of Year: 67% (224 of 333)
Middle of Year: 0% (0 of 0)
End of Year: 0% (0 of 0)

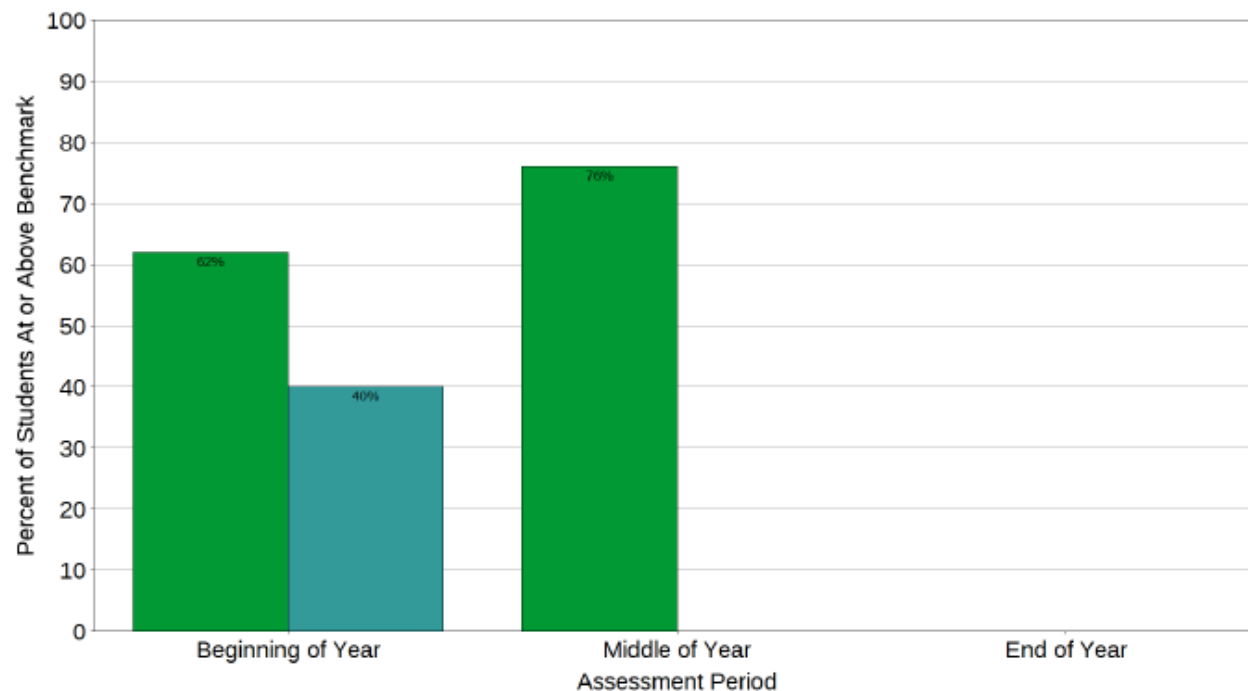
District: Chelmsford Public Schools
Grade: First Grade



Acadience Reading K-6

Multi-Year Percent at Benchmark

Reading Composite Score



2019-2020	
Beginning of Year:	62% (177 of 286)
Middle of Year:	76% (301 of 394)
End of Year:	0% (0 of 0)
2020-2021	
Beginning of Year:	40% (136 of 344)
Middle of Year:	0% (0 of 0)
End of Year:	0% (0 of 0)

DIBELS Gr. 1

Rapid
Automatic
Naming



RAN Data

Kindergarten

2019:

9% of students scored below 10th percentile

2020:

9% of students scored below 10th percentile

Grade 1

2019:

9% of students scored below 10th percentile

2020:

10% of students scored below 10th percentile

Additional Benchmark Data

F & P Benchmark
Assessment System



FOSS Science



Common Assessments – ALL
Departments



IXL – Science and Social
Sciences Grs. 5-12 (2021-
2022)

Future Benchmark Dates

ELEMENTARY ASSESSMENT CALENDAR 2020-2021

Grade 2				
N/A	iReady Math and ELA	Writing Prompts	Fountas & Pinnell BAS	End of Marking Period
N/A	Assess: 9/9-9/30	Assess: Opinion By 11/25	Assess: 9/9-9/30 Submit by: 10/5	Term 1 Tuesday, December 8th
Data Meetings by October 9th				
N/A	Assess: 1/11-1/25	Assess: Narrative By 3/12	Assess: 1/6- 1/27* *below grade level only Submit by:1/29	Term 2 Tuesday, March 16th
Data Meetings by February 5th				
ELA: TBD Math: TBD	Assess: 5/10-6/1	Assess: Informative By: 6/2	Assess: 5/10-5/28 Submit by: 6/1	Term 3 Thursday, June 10th
Data Meetings: TBD				

Grade 3 and 4				
MCAS	iReady Math and ELA	Writing Prompts	Fountas & Pinnell BAS	End of Marking Period
N/A	Assess: 9/9-9/30	Assess: Opinion By 11/25	Assess: 9/9-9/30 Submit by: 10/5	Term 1 Tuesday, December 8th
Data Meetings by October 9th				
N/A	Assess: 1/11-1/25	Assess: Narrative By 3/12	Assess: 1/6- 1/27* *below grade level only Submit by:1/29	Term 2 Tuesday, March 16th
Data Meetings by February 5th				
ELA: TBD Math: TBD	Assess: 5/10-6/1	Assess: Informative By: 6/2	Assess: 5/10-5/28 Submit by: 6/1	Term 3 Thursday, June 10th
Data Meetings: TBD				

The background is a dark blue gradient. On the right side, there are several 3D question marks of varying sizes and orientations, some in a lighter blue and others in a darker blue. A large, semi-transparent white circle is positioned on the right side of the image, partially overlapping the 3D question marks.

Questions

CHELMSFORD PUBLIC SCHOOLS

Jay Lang, Ed.D., Superintendent

Memorandum

To: Members of the School Committee
From: Jay Lang, Ed.D., Superintendent of Schools
Date: December 29, 2020
Re: FY2022 Capital Plan Update

Attached please find an e-mail communication from John Sousa, Town of Chelmsford Finance Director/Treasurer, pertaining to the FY2022 capital plan recommendations that were approved by the Capital Planning Committee and will be submitted to Town Meeting in April for funding approval.

Seven (7) capital projects submitted by the school department for consideration totaling \$ 1.636 million were recommended for funding approval. These projects comprise the top 7 of 8 prioritized capital projects submitted for consideration in FY22. The eighth project, HVAC ductwork repair/service was not recommended for approval, however the school committee's capital plan representative, Mr. Jeff Doherty, requested and it was agreed that the work would be reviewed and a firm estimate of the repair cost be developed and provided as part of the HVAC scope of work DPW is currently contracting in the schools. If possible, the identified deficiencies and/or repairs will be incorporated into the DPW HVAC project scope of work.

From: [Sousa, John](#)
To: [cfddc2@aol.com](#); [lavallch@verizon.net](#); [Lussier, Darlene](#); [Doherty, Jeffrey](#); [Belansky, Evan](#); [Langford, Ameena](#); [jillkenny@gmail.com](#)
Cc: [Cohen, Paul](#); [Crocker-Timmins, Virginia](#); [Dzuris, Tricia](#); [Herrmann, Becky](#); [Lutter, Ted](#); [Maffetone, Steve](#); [Persichetti, Gary](#); [Canavan, Kathleen](#); [Ryan, Gary](#); [Siriani, Debi](#); [Spinney, Jim](#); [Lang, Jay](#); [Johnson-Collins, Joanna](#); [Silver, Bill](#)
Subject: FY22 Capital Improvement Plan
Date: Friday, December 18, 2020 9:38:48 AM
Attachments: [FY22 Capital Planning Recommendation.pdf](#)

Good Morning:

Please find a copy attached of the FY22 Capital Improvement Plan recommendation that was approved at our virtual meeting last night. This plan will be presented to the Select Board, School Committee, and Finance Committee at the Tri-Board meeting on Monday evening, January 11th. Finally, the FY22 Capital Budget will be presented to Town Meeting in April 2021 for consideration and approval.

The Committee reviewed 34 projects totaling just over \$6.2M. 24 projects were recommended for funding in FY22. Of those 24 projects, three were approved at a reduced funding level. Nine projects were deferred and one project was withdrawn. The Committee voted to recommend the total amount financed to not exceed \$3,893,974. After deducting a \$75,000 contribution from the Child Care Revolving Fund for a portion of the Westlands Community Education Center Kitchen renovation, the net amount to be financed through municipal bonds is \$3,818,974.

Thank you to our citizen members as well as members representing the School Committee, Finance Committee, and Board of Library Trustees for volunteering your time to assist with the development of the Town's annual capital budget. The attendance of our Select Board Liaison, Virginia Crocker-Timmins, at all meetings is appreciated.

John

John Sousa, Jr.
Chairman, Capital Planning Committee
Finance Director/Treasurer
Town of Chelmsford
50 Billerica Rd.
Chelmsford, MA 01824
(978) 244-3390

FY2022 Capital Improvement Planning Worksheet

Detail				
Sheet #	Project	Cost	Funded	
1	IT - Door Security System	\$ 101,000	\$ 50,000	
2	Town Clerk - Vault Storage Upgrade	\$ 126,000		
3	Sr. Center - Hybrid Car	\$ 31,200	\$ -	
4	Sr. Center - Parking Lot	\$ 316,031	\$ 316,031	
5	Library Computer Replacement	\$ 37,920	\$ 37,920	
6	Library Carpet Repl. Ph. 3 - Adams	\$ 25,000	\$ 25,000	
7	Library Retaining Wall	\$ 70,000	\$ -	
8	Library Pickup Truck Replacement	\$ 30,000	\$ -	
9	Library Generator	\$ 145,000	\$ 145,000	
10	Police - Electronic Traffic Signs	\$ 32,000	\$ 32,000	
11	Fire - Repl. Service 2 Plow Truck	\$ 76,078	\$ 76,078	
12	Fire - Staff Vehicle Replacements	\$ 111,794	\$ 61,000	
13	Fire - Mechanic's Hydraulic Lift	\$ 150,157	\$ 150,157	
14	DPW - Sidewalk Construction	\$ 350,000	\$ 350,000	
15	DPW - Road Improvements	\$ 400,000	\$ 400,000	
16	DPW - Pickup Truck	\$ 50,000	\$ -	
17	DPW - Sidewalk Snow Removal Equip.	\$ 170,000	\$ 170,000	
18	DPW - Parks Med. Duty Truck	\$ 75,000	\$ 75,000	
19	Facilities - Shop/ Treatment Plant Upgrade	\$ 110,000	\$ 110,000	
20	Facilities - Replace Vehicles with Hybrids (3)	\$ 165,000	\$ 165,000	
21	Facilities - OSHA Safety Ladders/ Grates	\$ 45,000	\$ 45,000	
22	Facilities - CCA Building Insulation	\$ 49,730	\$ 49,730	
23	School - Door Hardware Upgrade (3 Bldgs)	\$ 597,156	\$ 547,156	
24	School - HVAC Ductwork Repair/ Service	\$ 129,030		
25	School - Flooring Replacement- Harrington	\$ 29,184	\$ 29,184	
26	School - Restroom Partitions - Center	\$ 30,360	\$ 30,360	
27	School - Kitchen Remodel -Westlands	\$ 227,700	\$ 227,700	
28	School - Kitchen Ventilation - So. Row	\$ 75,900	\$ 75,900	
29	School - Parker Lift/ Elevator	\$ 127,000	\$ 127,000	
30	School - McCarthy Lecture Hall	\$ 110,200		
31	School - McCarthy Elevator	\$ 155,610		
32	School - CHS Boilers	\$ 325,000		
33	School - CHS Tennis Courts	\$ 1,200,000		
34	School IT - Surveillance/ Security Upgrades	\$ 598,758	\$ 598,758	
TOTAL:		\$ 6,272,808	\$ 3,893,974	
LESS: Recaptured Funds			\$ -	
Child Care Rev. Fund			\$ (75,000.00)	
Other			\$ -	
Net Amount Borrowed			\$ 3,818,974	

CHELMSFORD PUBLIC SCHOOLS

Jay Lang, Ed.D., Superintendent

Memorandum

To: Members of the School Committee

From: Jay Lang, Ed.D., Superintendent of Schools

Date: December 29, 2020

Re: INTERFACE Referral Service Report: June 2020 – November 2020

Attached please find a report provided by Ms. Sue Rosa, Manager of Healthcare Services, with the Town of Chelmsford Board of Health, related to usage of the INTERFACE services contracted between the Town of Chelmsford, Board of Health and Chelmsford School Department.

The INTERFACE service contract has been provided by the Town for the past nine (9) years and is split funded between the three entities. The data suggests the primary usage continues to be for individuals dealing with anxiety and depression, which we are very aware that services are in high demand in this area. Further, suicidal ideation remains a real concern. The Board of Health is working with the schools and other community partners to bring education and programs into the schools as well as the community to raise awareness of this problem and to help with prevention strategies.



Chelmsford William James INTERFACE Activity Report June 1, 2020-November 30, 2020

Number of Cases

Total Since Service Began on 7/1/11: 900

Reporting Period	Total	Children (0-17)	Adults (18+)
July 2011-Dec. 2011	23	15	8
Jan. 2012 – June 2012	35	31	4
July 2012-January 2013	39	34	5
February 2013-June 2013	56	48	8
July 1 st - 2013- December 31 st , 2013	29	24	5
Jan. 1 st -2014- June 30, 2014	65	55	10
July 1, 2014- December 31, 2014	48	37	11
Jan. 1 st , 2015- June 30 th , 2015	67	59	8
July 1, 2015-December 31, 2015	39	35	4
January 1, 2016- July 1, 2016	42	35	7
July 1, 2016-December 31, 2016	35	28	7
January 1, 2017- June 30, 2017	37*	32	5
July 1, 2017-December 31, 2017	37*	26	11
January 1, 2018-June 30, 2018	60*	50	10
July 1, 2018-November 30, 2018 (Please note this reporting period is one month shorter than typical due to adjusting reporting timeframes)	46*	31	15
December 1, 2018-May 31, 2019	57*	50	7
June 1, 2019-November 30, 2019	79	53	26
December 1, 2019-May 31, 2020	61	47	14
June 1, 2020-November 30, 2020	45	31	14

*One was a student in Chelmsford, residing in another town.

Data Trends

You will notice that the number of referrals received for this reporting period is lower than the same timeframe of 6/1/19-11/30/19. The average cost per referral is approximately \$250, which means that your community (with 45 referrals this reporting period) received a value of \$11,250 of INTERFACE services.


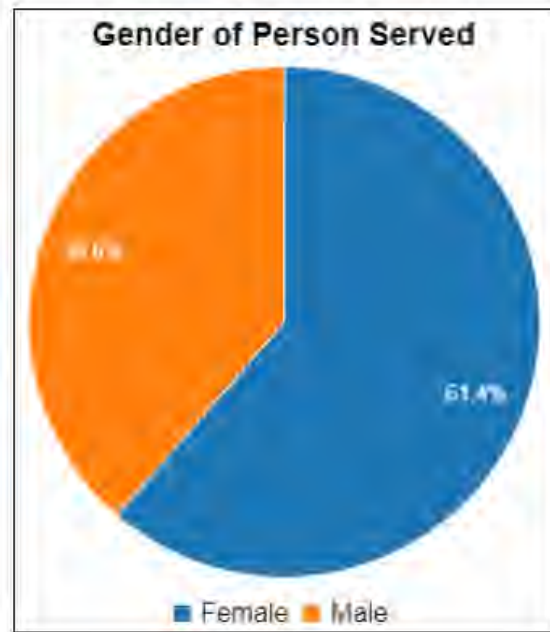
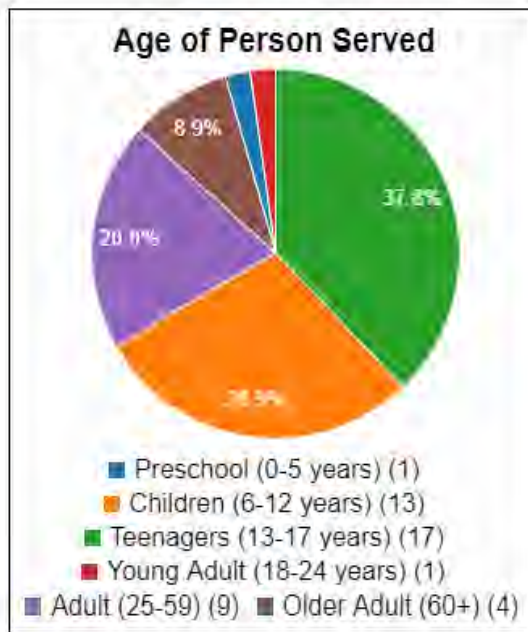
During the initial stages of the Covid-19 pandemic we experienced a decline in requests for referrals from most communities. This is consistent with typical crisis response, as individuals first seek to attend to immediate needs for health and safety. The decline in referrals lasted into the summer months, and William James College INTERFACE Referral Service took this time to create new promotional materials which can be accessed on our website

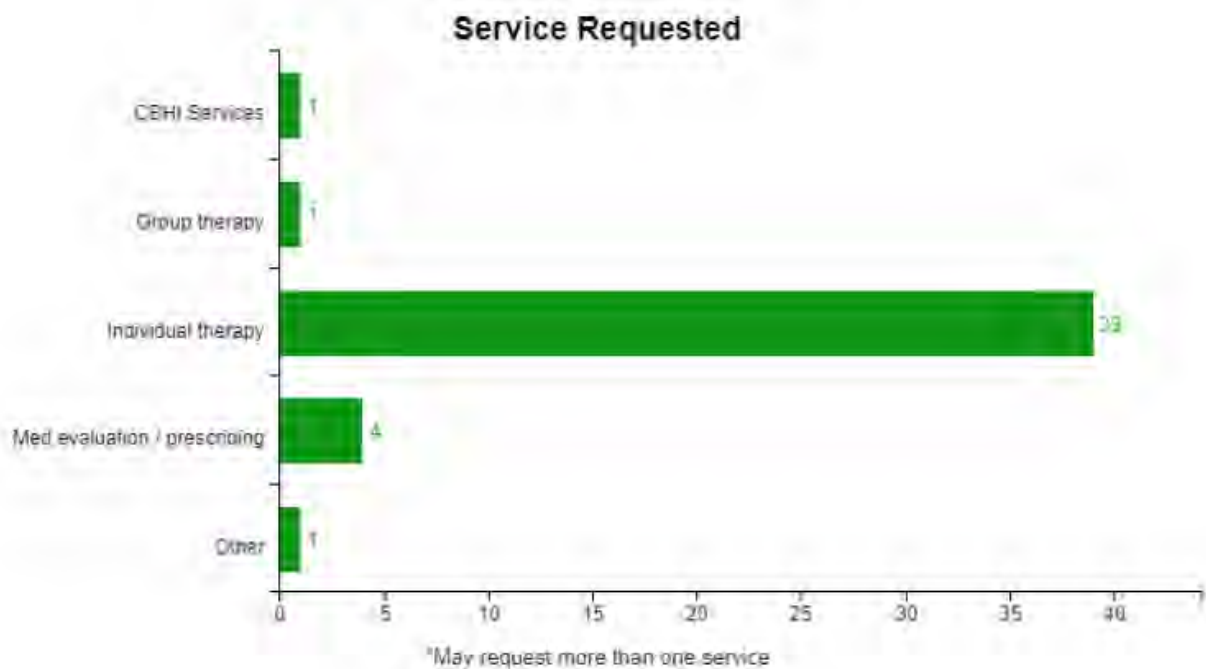
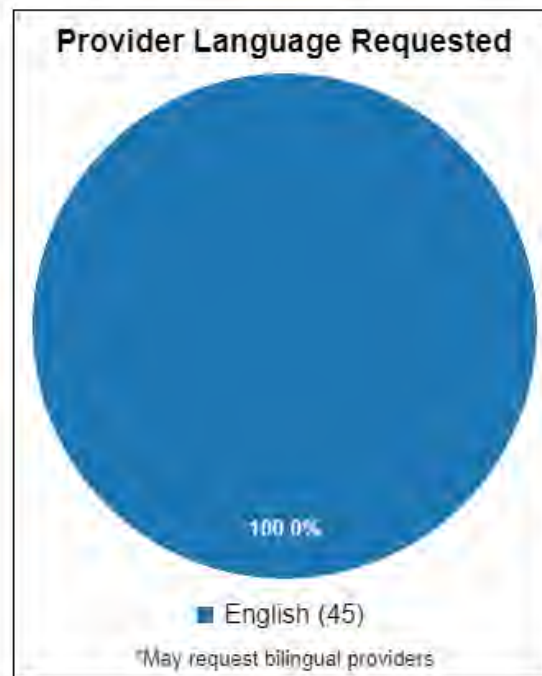
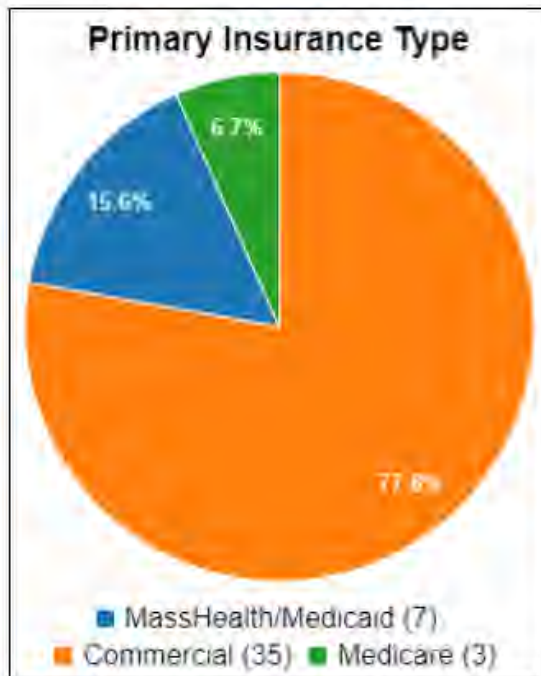
interface.williamjames.edu These materials include infographics, promotional statements, and an informational video. To broaden the reach, we have joined local Facebook groups, posting about INTERFACE within these groups, and seeking followers to our page. Additionally, we have sent various community organizations/businesses emails and links to promotional material and have asked them to make their residents and/or public-school student employees aware of the service. We are also following/liking these same organizations on Facebook and regularly sending them information on INTERFACE Referral Service.

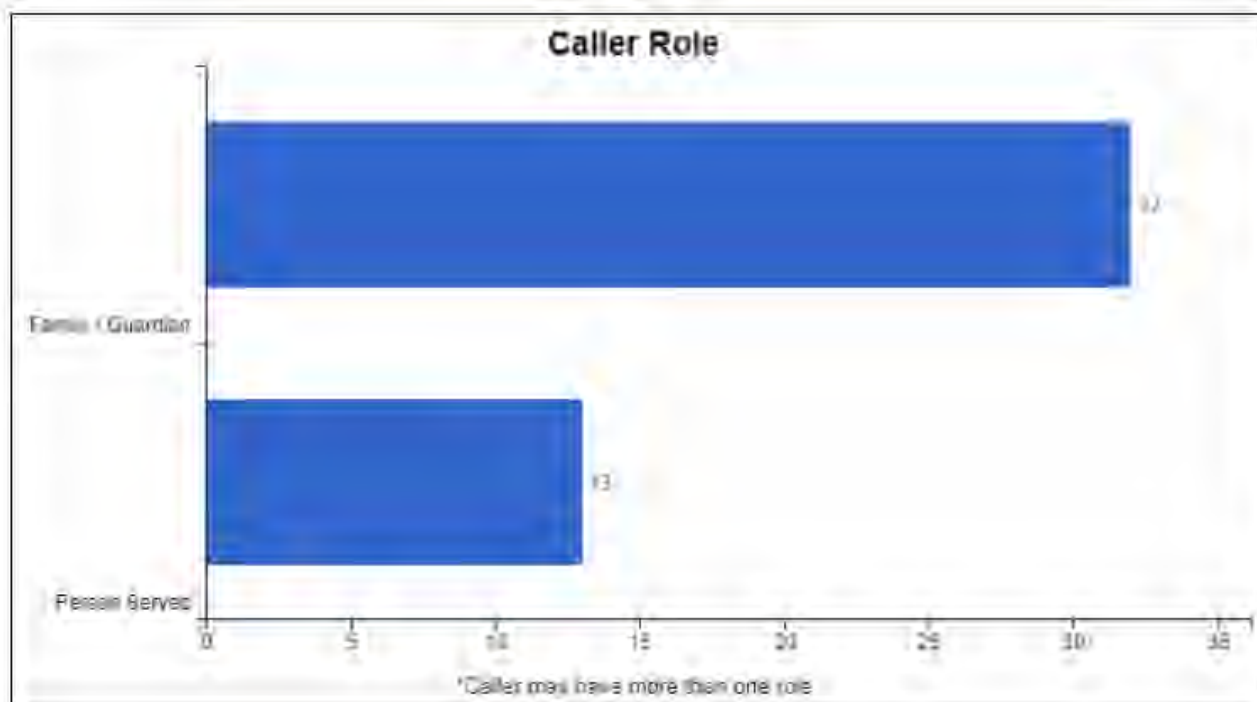
Once school re-opened, we experienced a significant increase in referrals. While this is not surprising, we continue to ask for your patience as we continue to convert our services in the new remote work environment, tailor approaches within the telehealth domain, extend our reach, and innovate to create more online resources and programs. Please visit [our website and resource page](#), as well as the [general college resource hub](#) and calendar of events, for the most up-to-date material and tips for mental wellness and referral. Our hope is that these efforts, and your partnership, will continue to raise awareness and usage of the service within your community while also breaking down the stigma surrounding mental health. This is especially important now, when we know many may not know where to turn to seek help and guidance for emotional wellness.

In terms of trends in your community, the service continues to be utilized more for youth (31) than adults (14). Most callers continued to hear about the service through the schools, though a significant number this period were repeat callers (11) perhaps indicating they found the service helpful in the past and utilized it again for a new service or for a dependent. A continued trend this reporting period was that most referrals noted their race as White, followed by other races and ethnicities in smaller numbers. Most callers identified their gender as female again this reporting period.

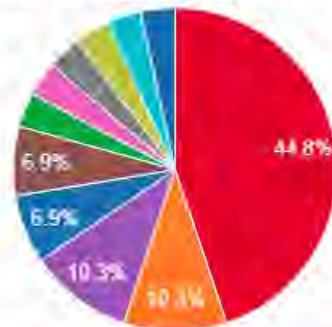
Again, this reporting period most callers requested referrals for Individual Therapy followed by Medication Evaluation/Prescribing. Last reporting period, we have added COVID-19 as a presenting concern, with 9 callers either indicating this as the primary reason for their call or indicating that it is exacerbating other existing mental health concerns. As in most communities, the majority of callers from your community were seeking help for Anxiety (24) and/or Depression (14). Of note, there was a significant increase in callers reporting Suicidal Ideation (8) currently or in the recent past.







School Attended by Children Served



- Burlington: Francis Wyman Elementary (2) ■ Chelmsford: Byam School (3)
- Chelmsford: Center Elementary School (1) ■ Chelmsford: Chelmsford High (13)
- Chelmsford: Col Moses Parker School (3) ■ Chelmsford: McCarthy Middle School (2)
- Chelmsford: South Row (1) ■ Leominster: Johnny Appleseed (1)
- TEC Connections Academy Commonwealth Virtual School (1) ■ Westford: Blanchard Middle (1)
- Westford: Westford Academy (1)

School	Children Served
Burlington: Francis Wyman Elementary	2
Chelmsford: Byam School	3
Chelmsford: Center Elementary School	1
Chelmsford: Chelmsford High	13
Chelmsford: Col Moses Parker School	3
Chelmsford: McCarthy Middle School	2
Chelmsford: South Row	1
Leominster: Johnny Appleseed	1
TEC Connections Academy Commonwealth Virtual School	1
Westford: Blanchard Middle	1
Westford: Westford Academy	1

Presenting Issue	Number Reporting
Abuse and Neglect	2
ADD/ADHD	7
Anger Management	5
Anxiety	24
Behavioral Issues	5
Bipolar Disorder	1
Chronic & Disabling Conditions	1
COVID 19	9
Depression	14
Divorce	1
End of Life Issues	1
Family-Related Issues	5
Grief & Loss	4
Infertility	1
Oppositional Defiant Disorder	1
Parent Coaching	2
Stress	2
Substance Use Disorder and Addiction	1
Suicidal Ideation	8
Trauma	3

¹May report more than one presenting issue.