



CYBERBULLYING

“DELETE THE DRAMA”

Anne-Marie Fiore, Dr. Marilyn Sweeney, John O’Sullivan,
Devi Venugopal, Marie Tada, and Eileen Young



stopbullying.gov

Cyberbullying is bullying that takes place using electronic technology. Electronic technology includes devices and equipment such as cell phones, computers, and tablets as well as communication tools including social media sites, text messages, chat, and websites.

Examples of cyberbullying include mean text messages or emails, rumors sent by email or posted on social networking sites, and embarrassing pictures, videos, websites, or fake profiles.

A hand is shown typing on a laptop keyboard, with a strong blue glow emanating from the screen and keyboard area. The background is dark, making the blue light stand out.

Cyberbullying

is still

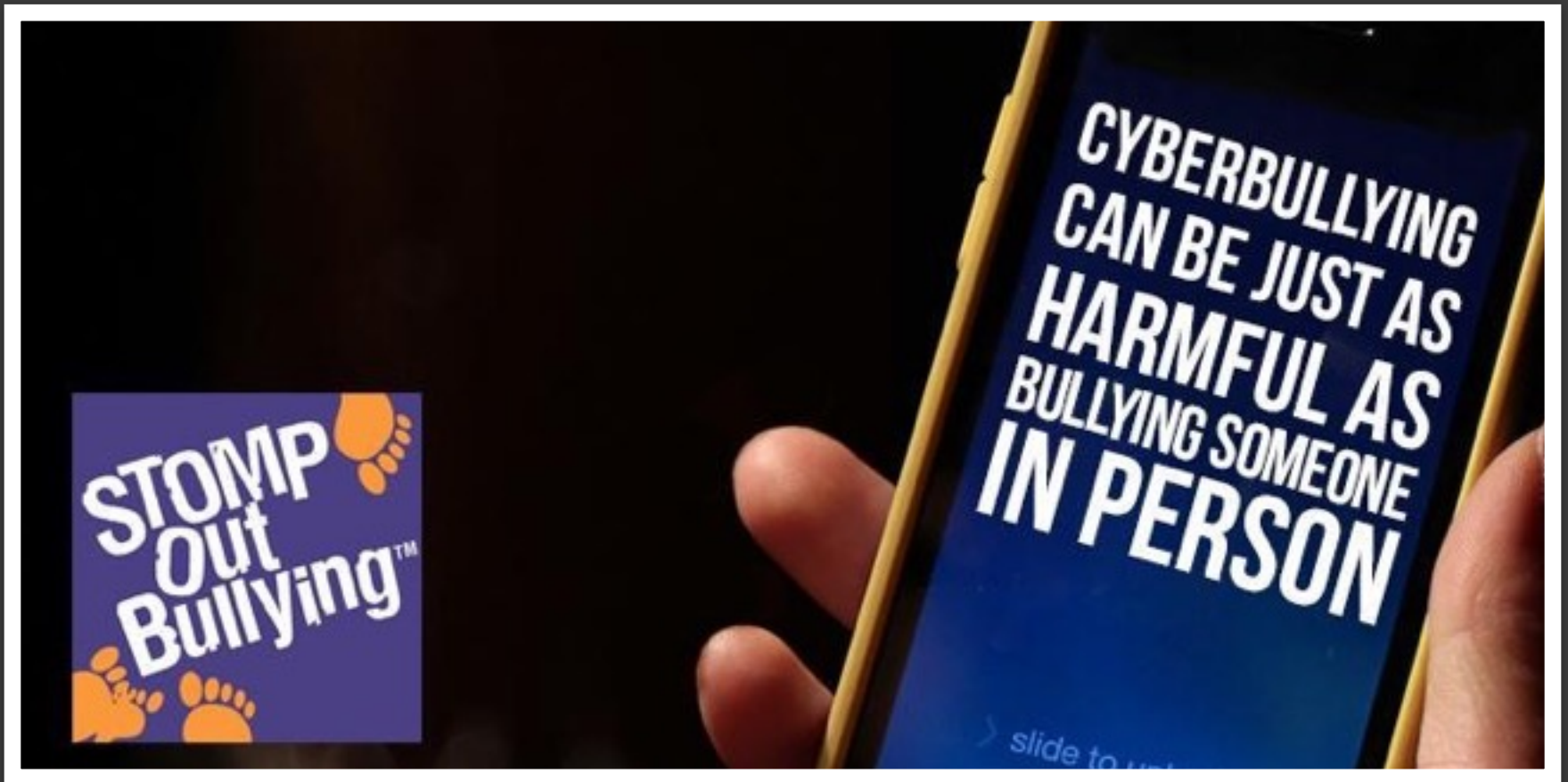
BULLYING



86% of online and cell phone-using teens say they have received general advice about how to use the internet responsibly and safely from their parents. –Pew Research Center (2014)



58% of teen internet and cell phone users say their parents have been the biggest influence on what they think is appropriate or inappropriate when using the internet or a cell phone. –Pew Research Center (2014)



70% of online and cell-using teens say they have gotten advice about internet safety from teachers or another adult at school. –Pew Research Center (2014)

WHAT TO DO IF YOU'RE BEING CYBERBULLIED

- NEVER RESPOND TO HARASSING, NEGATIVE, AND THREATENING RESPONSES ABOUT YOU
- PRINT OUT THE POSTS, THEN DELETE THEM
- BLOCK THE PERSON WHO IS HARASSING YOU
- IF YOU'RE BEING HARASSED ON FACEBOOK, REPORT IT TO FACEBOOK
- NEVER RESPOND TO CYBERTEXT OR ANY ONLINE HARASSMENT
- IF YOU'RE BEING HARASSED BY TEXT, DELETE THE TEXTS AND BLOCK THE NUMBER

SHARE

WITH

CARE

**STAND UP FOR
THE UNDERDOG (OR CAT)!**



STOP BULLYING.

stopbullying.gov

ELEMENTARY SCHOOL

Eileen Young

INTERNET SAFETY

Cyberbullying Curriculum

- As soon as students go online they need to be taught how to be safe online. That's why our elementary online safety/cyberbullying curriculum is taught at all grade levels (K-4).
- We teach a minimum of 3 specific lessons throughout the year as well as quick refresher mini lessons covered during other computer areas.

INTERNET SAFETY

- We use the following online resources based on grade level:

www.learninglab.org

www.netsmartzkids.org

www.brainpop.com

www.brainpopjr.com

www.common sense media.org/pause#

www.ABCya.com

- Although we do not grade our computer students in elementary, questions related to Online Safety and Cyberbullying are included in our DDM's (District Determined Measures). This assessment is used to accurately measure student's achievement and growth throughout the school year in a variety of curriculum concepts.

CURRICULUM OBJECTIVES

- Students will understand the meaning of cyberbullying.
- Students will learn to recognize different forms of cyberbullying.
- Students will learn different strategies for dealing with a cyberbully.
- Students will learn the importance of enlisting the help of a trusted adult when cyberbullied.
- Students will learn how to use the Internet safely and effectively.
- Students will understand that people online are not always who they say they are.
- Students will learn that they should never give out personal information without a trusted adult's permission, especially if it conveys where they can be found at a particular time.
- Students should understand that predators are always present on the Internet.

Stand Up to Cyberbullying

<http://www.onguardonline.gov/media/-0005-stand-cyberbullying>

Be Safe with Garfield

<http://learninglab.org>

Meet Faux Paws

http://www.ikeepsafe.org/videos?vid=fauxpaw_video

NetSafe Kids

<http://www.nap.edu/netsafekids/protect>

Teaching Your Kids to Be Safe

<http://www.microsoft.com/security/default>

Video Tutorials for Parents

<http://www.getnetwise.org/videotutorials>

Parent resources are available on the Elementary Technology website which can be found by clicking the Technology Quick Link on the left side on any elementary school page.



INTERNET SAFETY, NETIQUETTE AND EMAIL ACCEPTABLE USE POLICIES

McCarthy Middle School
Devi Venugopal, TIS

ONLINE SAFETY

In the Middle School, the lesson on Online Safety, Netiquette and Email Acceptable Use Policies is taught in 5th grade. This lesson is done after the students receive their email accounts. Students use BrainPop as a resource and do a rubric based PowerPoint project on this topic. Cyberbullying and other bullying is covered in the 6th grade with the use of BrainPop and Netsmartz as resources. Students do a rubric based PowerPoint with video editing on this topic.

During the units:

- Students learn to identify cyberbullying and the possible consequences of it
- Students learn to define (compare and contrast) between netiquette and online safety
- Students learn the need to report incidents of cyberbullying and bullying
- Students learn the dangers of releasing their private information on line.
- Students learn the dangers of making friends online.

Cyberbullying and Internet Safety is also covered in the library curriculum, health curriculum and by the guidance counselors.

Resources for Cyberbullying and Bullying is available under the Technology/Technology Resources webpage on the McCarthy website.

Can you ever
TAKE BACK
the pain you caused
someone else?



INTERNET
SAFETY,
NETIQUETTE AND
EMAIL
ACCEPTABLE USE
POLICIES

Examples of Student Work

INTERNET SAFETY

Definition:
It is a set of
rules you
follow to
keep
yourself safe
when you
are online

Example:
Keep your
identity a
secret

Example:
Do not give
out your
personal
information

NETIQUETTE

Definition: It is a set of rules of how to behave when you are online

Example: Do not cyberbully

Example: Treat people the way you would want to be treated

EMAIL AUP

Definition: It is the set of rules you should be following when using your email account.

Example: Do not forward emails unless you have permission to do so.

Example:
Do not send emails in big bold letters.



CYBERBULLYING AWARENESS

Parker Middle School
Marie Tada, TIS


Prevention of Cyberbullying (and other bullying) has been a major initiative in the middle schools. Teachers have been offered information at staff meetings and posters are put up in the hallways.

In the computer lab we:


- do an Acceptable Use, Internet Safety and Netiquette PowerPoint in grades 5 & 6
- use Brainpop and Netsmartz selections to review online privacy and safety issues during the year. The library, health dept., and guidance counselors also reinforce these themes
- Students learn to recognize cyberbullying and why it is so harmful
- Students learn that cyberbullying is a serious problem that must be addressed
- Students learn that incidents of cyberbullying must be reported to a trusted adult
- Students learn online safety and netiquette concepts to promote awareness and prevention
- Students learn to refrain from giving personal information online and never meet with people found online

Technology Docs

Protecting Kids Online

 protecting_kids_online.pdf, 374.44 KB
(Last Modified on Tuesday at 2:08 PM)

Cyberbullying Tips for Parents


 Cyberbullying_Unplugged_2014.pdf,
137.65 KB (Last Modified on Tuesday at
2:06 PM)

Tech Links

- [Cyberbullying: What Teachers and Schools Can Do](#)
- [stopbullying.gov Prevent Cyberbullying](#)
- [Netsmartz Workshop - Cyberbullying](#)
- [TeachersFirst's Bullying and Cyberbullying Prevention Resources](#)

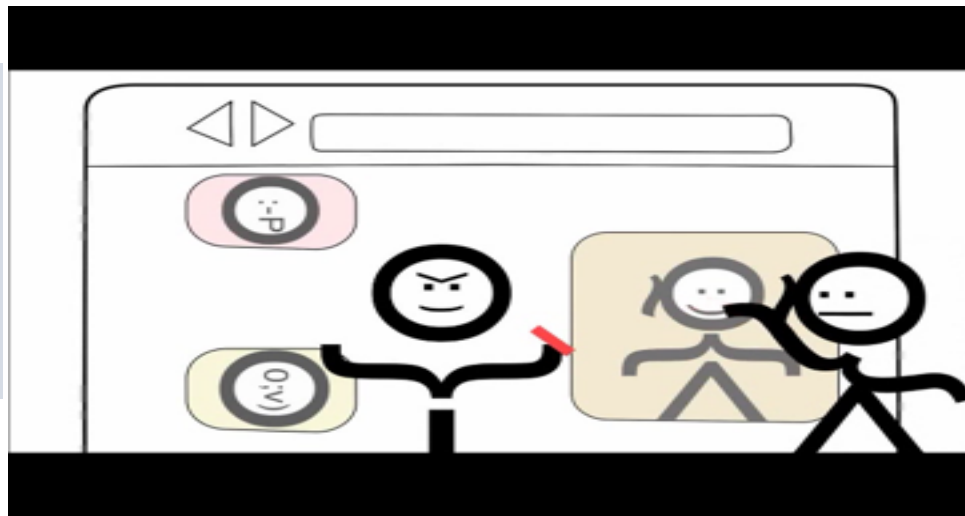
Online Safety and Netiquette

By
Ashley




Don't put up with bullies and don't be a bully.

*Respect yourself
and others
Mean comments
hurt as much online
as offline.*



Report to a trusted adult anything that happens online that makes you uncomfortable.

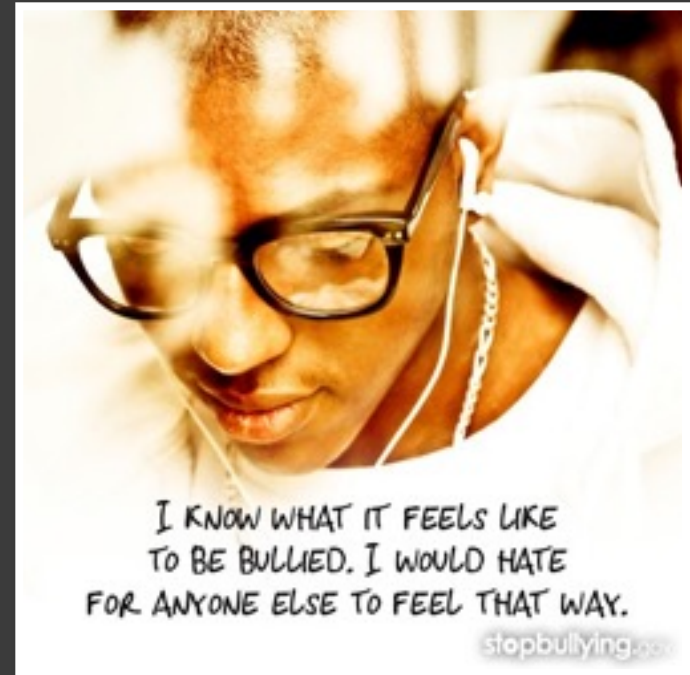
Online safety and netiquette are very important to learn about because they help keep the people on the Internet safe, out of harm's way, and it teaches people *how* to be safe on the Internet.





CHELMSFORD HIGH SCHOOL

Preventing Cyberbullying at Chelmsford High School
Marilyn Sweeney and John O'Sullivan



CYBERBULLYING CLASS AT CHS

John O'Sullivan teaches a cyberbullying class for any class that teacher signs up for in the CHS Learning Commons.

OBJECTIVES OF THE CYBERBULLYING CLASS

- What is cyberbullying?
- What should you do if you are cyberbullied?
- How common is cyberbullying?
- Why does someone cyberbully?
- How long has cyberbullying been around
- What can I do if a friend of mine is being cyberbullied?
- Not everyone reacts the same way to cyberbullying.
- Be smart with your passwords.

CYBER-BULLYING POSTERS

safebook

YOU **THINK** — Think before you post

FRIENDS — Only connect with friends

KIND — Be kind to others

PASSWORD — Don't share your password

PRIVACY — Keep your settings private

HURT — Don't be hurtful towards others

PARENTS & TEACHERS
Join Facebook
Understand how it works
Teach safety and responsibility
Privacy – check their settings

FRIENDS
DO NOT Stay silent
DO Help your friend
Report the bully
Tell your parents
Tell your teacher

THE BULLY
DO NOT Respond
DO Save what they say
Unfriend the person
Block them
Tell a Friend
Tell your Parents
Report the person

TELL • UNFRIEND • BLOCK • REPORT

This is a new addition to cyber bullying. We would all like to start. Play your own role in making it for a safer world.

Cyber-bullying

Things to help prevent cyber-bullying

Tell an adult - Be a friend - Ignore the bully
Use strong passwords - Block cyberbullies
Report the bully - Talk to a friend - Save the evidence
Stop going online - Tell a teacher

A CYBERBULLYING DISPLAY AT CHS



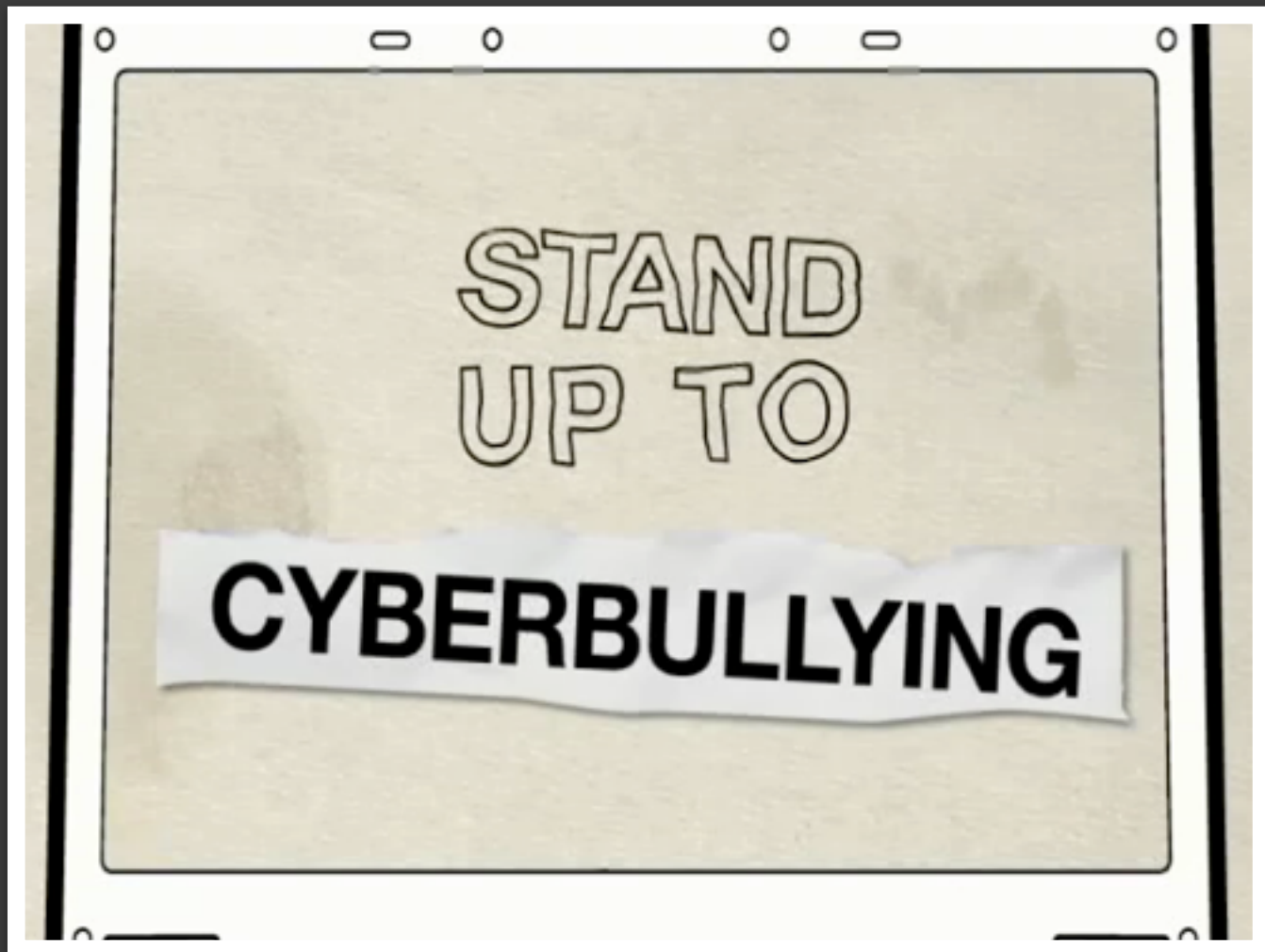
CYBERBULLYING (2011) MOVIE

Cyberbully (2011)

Genre: Drama - Video Length 2 hour 0 minutes - Quality: HD 720p



DIGITAL SIGN AT CHS



Have one rule:

**BE YOUR WILD,
COURAGEOUS,
BRILLIANT
SELF EVERY
SINGLE DAY**





RESOURCES

All materials in this presentation and the presentation are available at:

<http://www.chelmsford.k12.ma.us/cyberbullying>