



CHELMSFORD PUBLIC SCHOOLS

Comprehensive Facilities Assessment



Spring Town Meeting – April 25th, 2016

- Overview of Process
- Identification of Needs
- Master Planning Tool Box
- Summary of Key Findings to Date
- Next Steps





- 1 assess facility condition & identify physical needs
- 2 establish educational goals & identify programmatic deficiencies
- 3 recommend possible maintenance, organizational & capital investment options



Jan

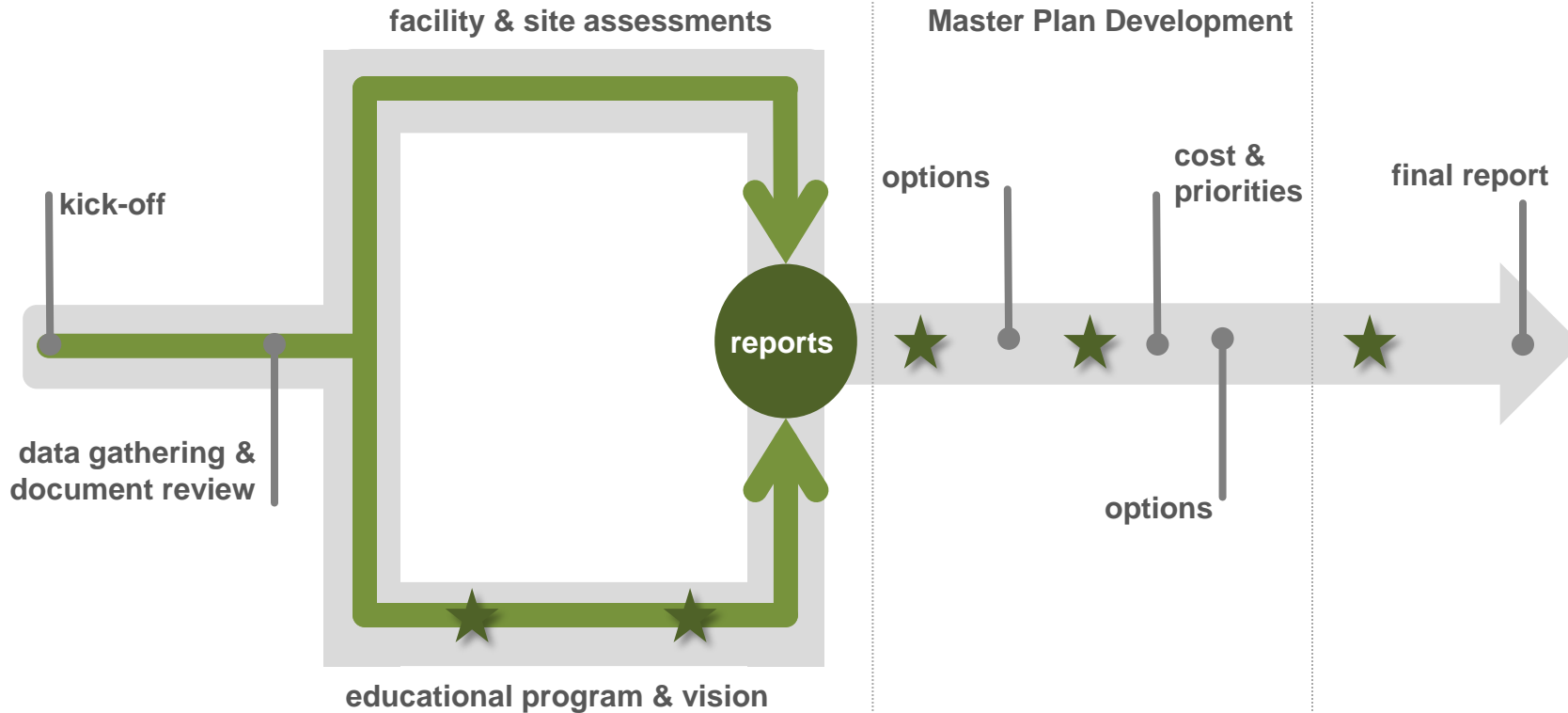
Feb

Mar

April

May

June



★ = community engagement

Overview of Process



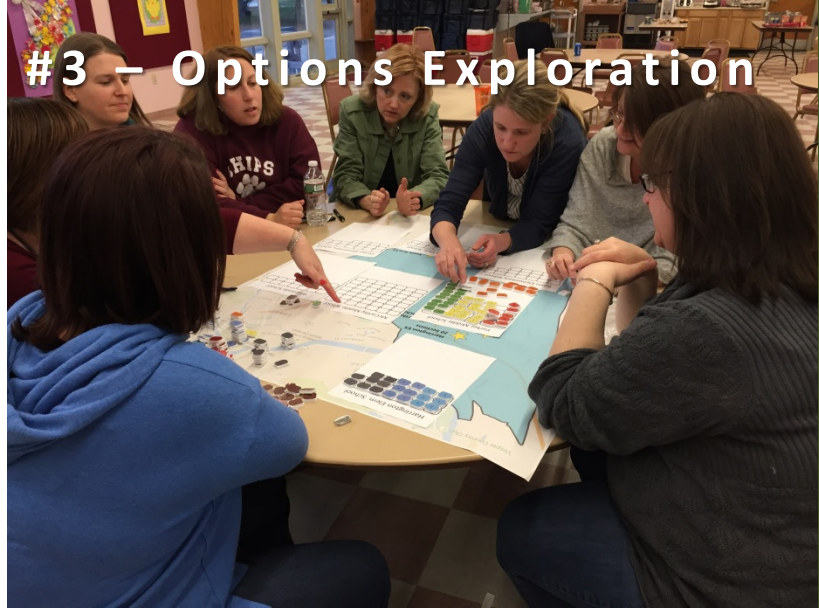
#1 – Educational Trends



#2 – Master Plan Issues



#3 – Options Exploration



LEGEND

- Excellent
- Good Condition
- Fair / Maintenance
- Repair / Replace
- Poor

		BYAM	CENTER	HARRINGTON	SOUTH ROW	MCCARTHY	PARKER	C.H.S.	WESTLAND	101 MILL RD
1	Site & Civil	●	●	●	●	●	●	●	●	●
2	Site Accessibility / Entrance / Play Areas	●	●	●	●	●	●	●	●	●
3	Exterior Building Elements	●	●	●	●	●	●	●	● / ●	●
4	Interior Architectural Elements	●	●	●	●	●	●	● / ●	●	●
5	Accessibilty / Teaching Spaces / Restrooms	●	●	●	●	●	●	●	●	●
6	Structural Elements	●	●	●	●	●	●	●	●	●
7	Mechanical	●	● / ●	● / ●	● / ●	●	● / ●	●	● / ●	●
8	Electrical	●	●	● / ●	● / ●	● / ●	● / ●	● / ●	● / ●	●
9	Plumbing	●	●	●	● / ●	● / ●	● / ●	● / ●	● / ●	●
10	Fire Protections	●	●	●	●	●	●	● / ●	●	●
11	Hazardous Material Abatement	●	●	●	●	●	●	●	●	●
12	Functional Use of the Space	●	●	●	●	●	●	●	●	





	Existing Enrollment	Target Enrollment	Capacity by GSF	Capacity by Classroom Count	Facility Condition	MSBA Instructional Space Comparative Analysis – Room by Room
Byam ES	473	520	346	463		<p>34% are under by 10% or more</p>
Center ES	430	488	310	440		<p>35% are under by 10% or more</p>
Harrington ES	465	530	346	486		<p>37% are under by 10% or more</p>
South Row ES	392	438	310	394		<p>89% are under by 10% or more</p>





	Existing Enrollment	Target Enrollment	Capacity by GSF	Capacity by Classroom Count	Facility Condition	MSBA Instructional Space Comparative Analysis – Room by Room
McCarthy MS	864	864	928	800		 67% are under by 10% or more
Parker MS	717	717	650	572		 53% are under by 10% or more
Chelmsford High School	1509	1509	1785	1470		 84% are under by 10% or more
Westlands School	132* *Pre-K only	142* *Pre-K only	206** **Assumes K-4	330** **Assumes K-4		 95% are under by 10% or more



Summary of key identified issues:

- **Accommodate Full-day kindergarten**
- **Consider alternate PK location**
- **Overcrowding conditions exist at elementary schools, middle schools, and high school**
- **Inadequate special education space and inappropriate space use exist at all schools**
- **Temporary construction exists at South Row ES, Parker MS, and McCarthy MS**
- **Physical building conditions are satisfactory but will need investment**



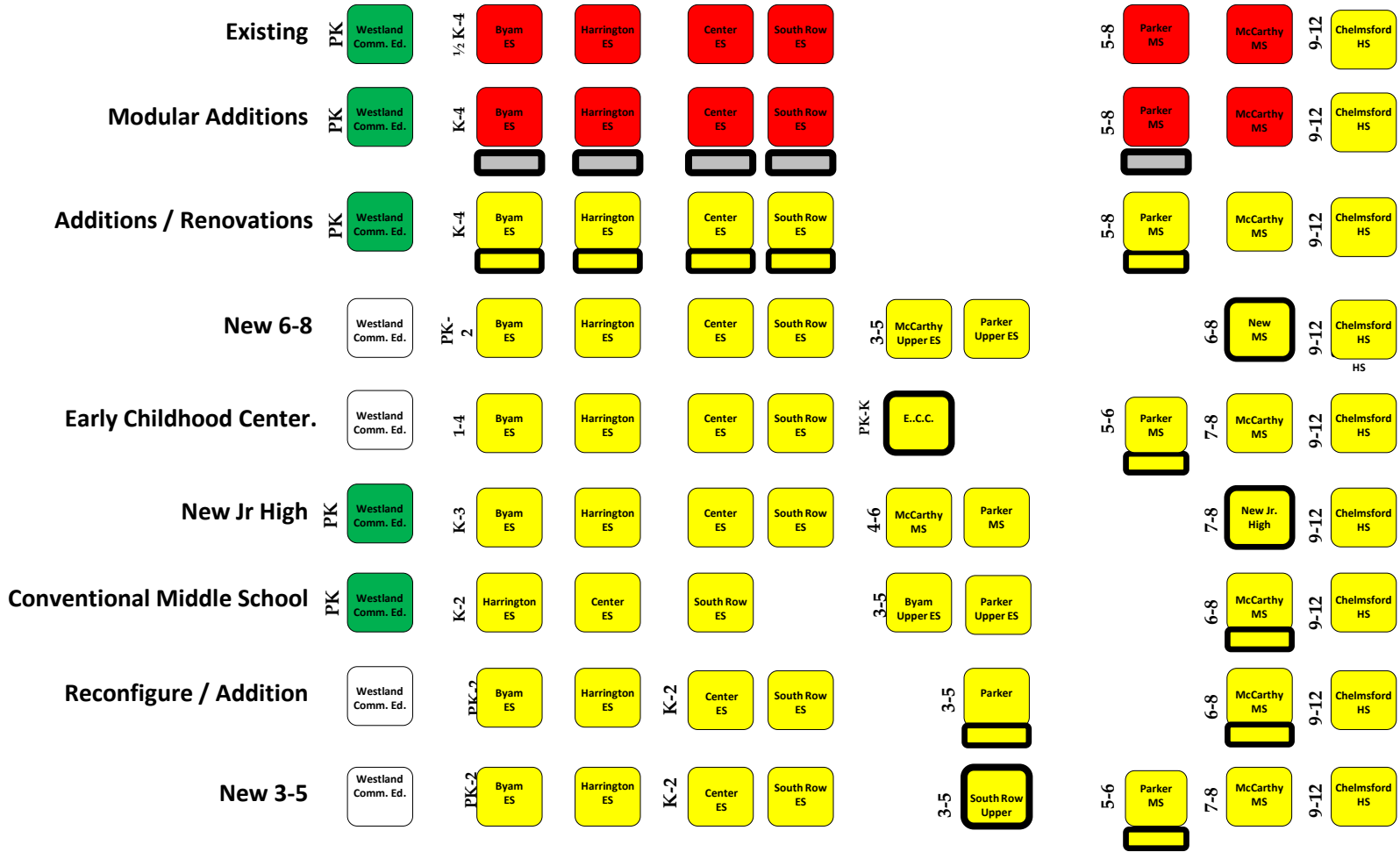
Ways to address key identified issues:

- Continued maintenance and repairs
- New building construction
- Addition(s)
- Renovation(s)
- Grade reconfiguration
- Redistricting
- Schedule change
- Modular construction



- **200 +/- K-4 Enrollment Increase Expected over 10 years**
- **Greatest Overcrowding Concern at Elementary Schools**
- **Full-day Kindergarten Can Not Be Implemented Without More Space**
- **Handicap Accessibility Upgrades Are Needed**
- **Buildings Are Well-Maintained And Need Continued Maintenance and Repair**





- Visioning Session #4 – May 4th, 4PM – 8PM
 - Presentation of Options

- Cost Estimates & Options Evaluation

- Public Presentation of Findings – June 14th
 - Short Listed Options
 - Final Cost Estimates
 - Study Recommendations

- Publication of Final Report – August 2016

